

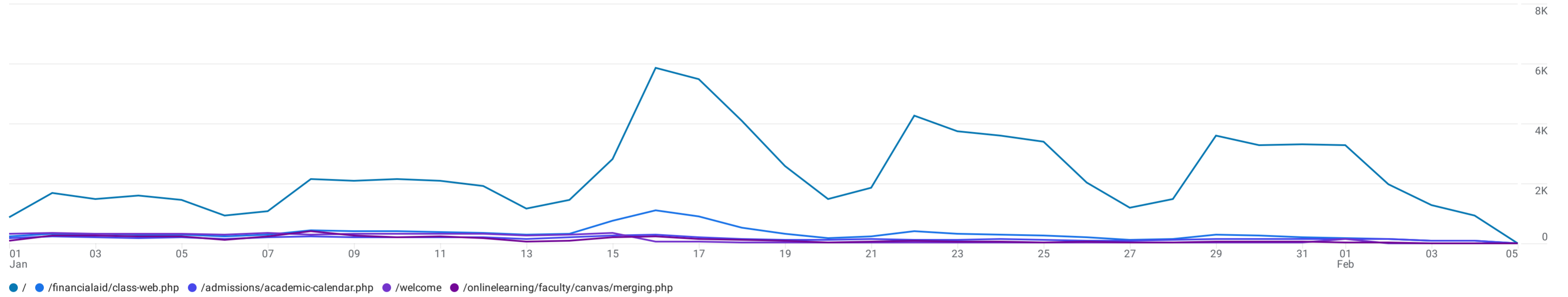
All Users [Add comparison +](#)

Custom Jan 1 - Feb 5, 2024 [▼](#)

Landing page: Landing page [⚠](#) [▼](#)

[Add filter +](#)

Sessions by Landing page over time



Search: / [⊗](#) Rows per page: 10 [Go to: 1](#) [1-10 of 284](#) [▶](#)

Landing page	↓ Sessions	Users	New users	Average engagement time per session	Conversions All events	Total revenue
	177,208 87.55% of total	78,460 99.18% of total	66,167 100% of total	51s Avg -2.3%	0.00	\$0.00
1 /	85,608	32,547	24,181	47s	0.00	\$0.00
2 /financialaid/class-web.php	11,408	5,618	3,043	38s	0.00	\$0.00
3 /admissions/academic-calendar.php	5,755	3,580	2,158	31s	0.00	\$0.00
4 /welcome	5,357	4,516	4,114	15s	0.00	\$0.00
5 /onlinelearning/faculty/canvas/merging.php	4,394	3,942	3,722	51s	0.00	\$0.00
6 /onlinelearning/canvas.php	4,029	2,084	1,129	17s	0.00	\$0.00
7 /class-schedule	2,552	1,904	1,137	40s	0.00	\$0.00
8 /search/index.php	2,301	1,464	111	1m 45s	0.00	\$0.00
9 /index.php	1,936	854	306	1m 19s	0.00	\$0.00
10 /raw/lpcraw-coordinationandsubordination.php	1,771	1,422	1,399	1m 13s	0.00	\$0.00

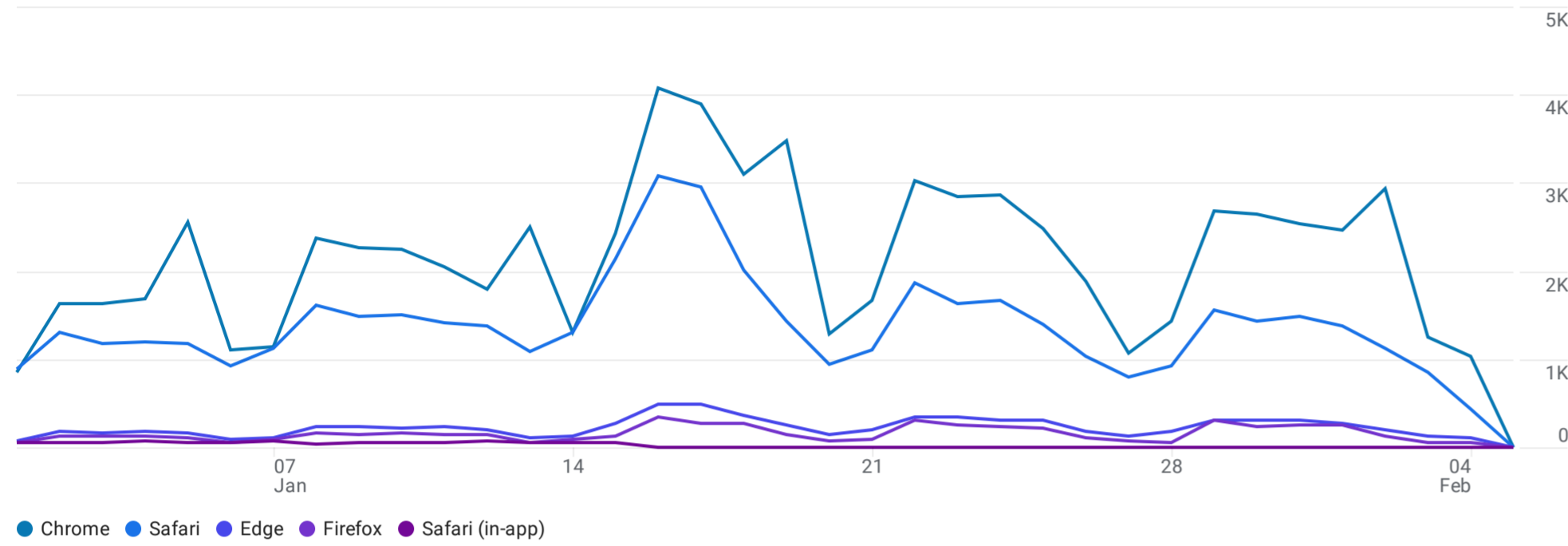
All Users [Add comparison](#) +

Custom Jan 1 - Feb 5, 2024

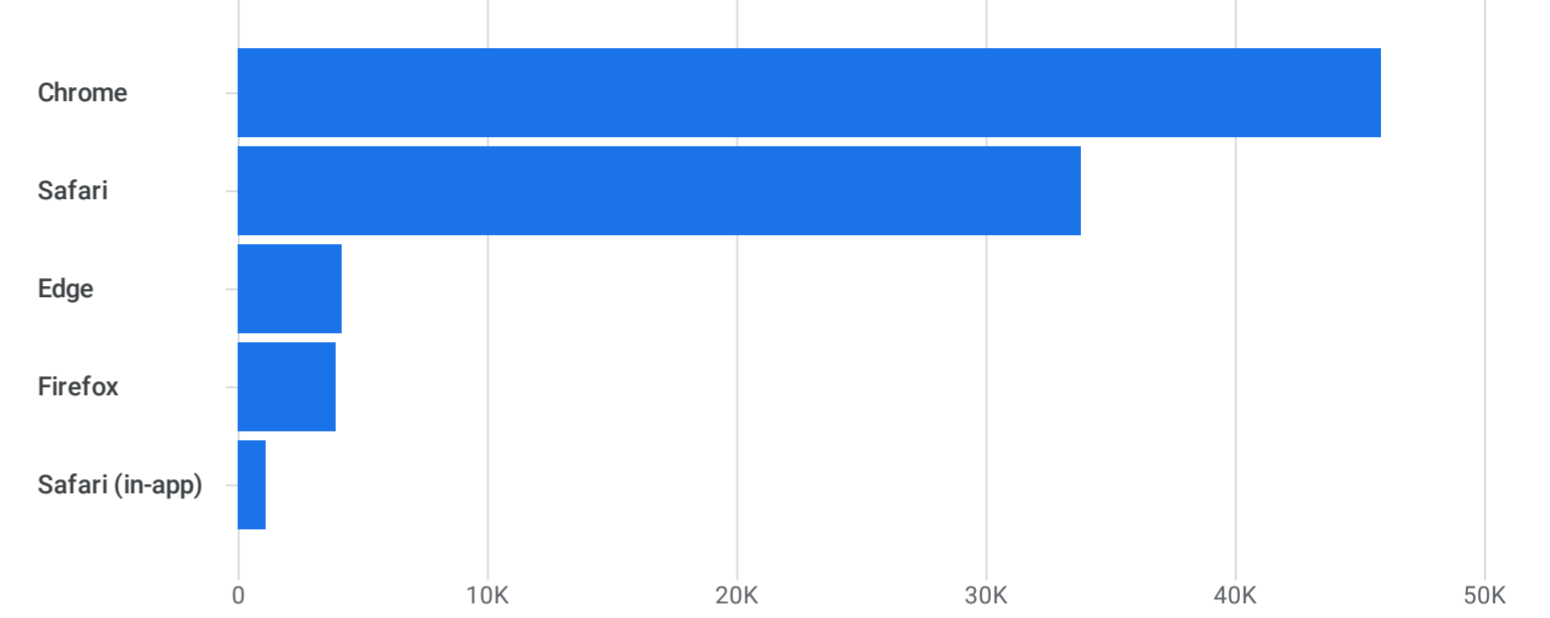
Tech details: Browser [⚠](#)

[Add filter](#) +

Users by Browser over time



Users by Browser



Search...

Rows per page: 10 Go to: 1 < 1-10 of 11 >

Browser	Users	New users	Engaged sessions	Engagement rate	Engaged sessions per user	Average engagement time	Event count	Conversions	Total revenue
	90,236 100% of total	78,340 100% of total	117,134 100% of total	52.92% Avg 0%	1.30 Avg 0%	2m 10s Avg 0%	1,312,277 100% of total	0.00	\$0.00
1 Chrome	45,864	37,160	66,600	54.25%	1.45	2m 41s	776,452	0.00	\$0.00
2 Safari	33,827	32,342	34,400	46.38%	1.02	1m 16s	375,829	0.00	\$0.00
3 Edge	4,148	2,848	7,779	60%	1.88	3m 24s	89,493	0.00	\$0.00
4 Firefox	3,927	3,528	4,406	52.69%	1.12	3m 36s	48,999	0.00	\$0.00
5 Safari (in-app)	1,099	1,077	220	18.03%	0.20	7s	4,596	0.00	\$0.00
6 Android Webview	673	655	156	18.64%	0.23	22s	2,973	0.00	\$0.00
7 Opera	418	240	838	51.44%	2.00	2m 13s	8,606	0.00	\$0.00
8 Samsung Internet	387	354	437	48.39%	1.13	1m 58s	4,715	0.00	\$0.00
9 Internet Explorer	75	73	14	14.58%	0.19	1s	290	0.00	\$0.00
10 (not set)	40	36	16	30.19%	0.40	35s	193	0.00	\$0.00