

Las Positas College Student Experiences Survey (March 2022)

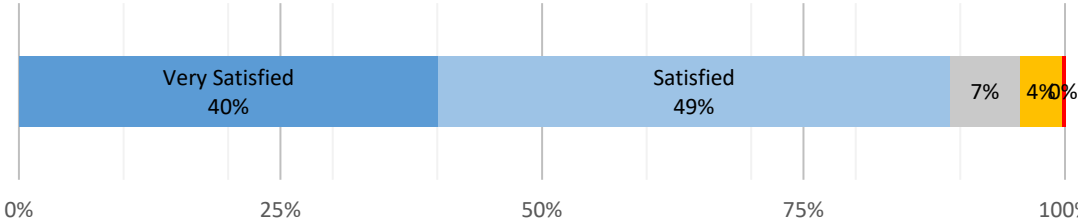
Total LPC Responses = 354

Q1. Which college(s) are you currently enrolled in (during Spring 2022)?

	Count	Pct
Las Positas College Only	304	78%
Chabot College Only	37	9%
Both Colleges	50	13%
Other / Not Enrolled	1	0%
Total	392	100%

Q2. Please rate your overall experience at Las Positas College

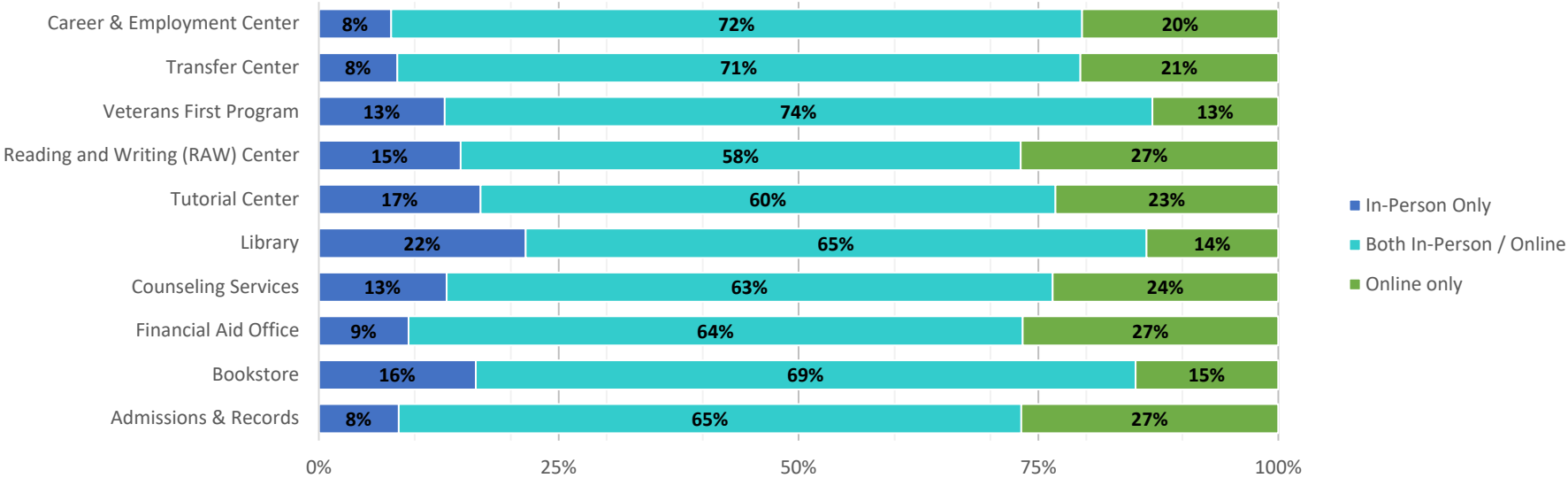
	Count	Pct
Very Satisfied	142	40%
Satisfied	173	49%
Neither Satisfied nor Dissatisfied	24	7%
Dissatisfied	14	4%
Very Dissatisfied	1	0%
Total	354	100%



Q3. Please indicate how you would prefer to access the following services:

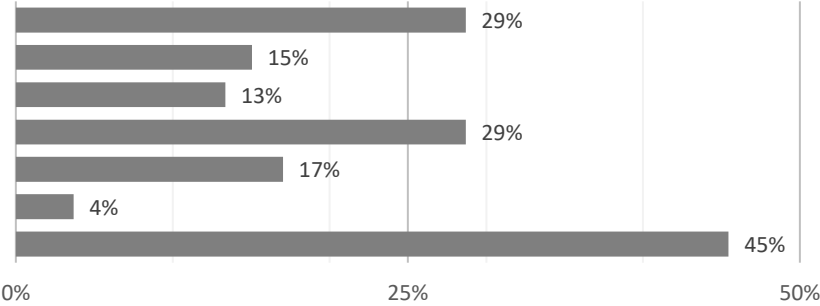
Services	Never heard of this service		Heard of it, but do not plan to		Used Service		Of those who used the Service						Valid Responses	
	Num	Pct	Num	Pct	Num	Pct	In-Person Only		Both In-Person / Online		Online only		Num	Pct
							Num	Pct	Num	Pct	Num	Pct		
Admissions & Records	2	1%	14	4%	336	95%	28	8%	218	65%	90	27%	352	100%
Bookstore	2	1%	13	4%	336	96%	55	16%	231	69%	50	15%	351	100%
Financial Aid Office	5	1%	49	14%	289	84%	27	9%	185	64%	77	27%	343	100%
Counseling Services	5	1%	22	6%	323	92%	43	13%	204	63%	76	24%	350	100%
Library	4	1%	22	6%	320	92%	69	22%	207	65%	44	14%	346	100%
Tutorial Center	23	7%	58	17%	267	77%	45	17%	160	60%	62	23%	348	100%
Reading and Writing (RAW) Center	20	6%	75	21%	257	73%	38	15%	150	58%	69	27%	352	100%
Veterans First Program	63	18%	185	53%	99	29%	13	13%	73	74%	13	13%	347	100%
Transfer Center	42	12%	49	14%	257	74%	21	8%	183	71%	53	21%	348	100%
Career & Employment Center	45	13%	78	22%	225	65%	17	8%	162	72%	46	20%	348	100%

Preferred way to Access Service (of those who used it)



Q4. Has the cost of course materials ever resulted in:

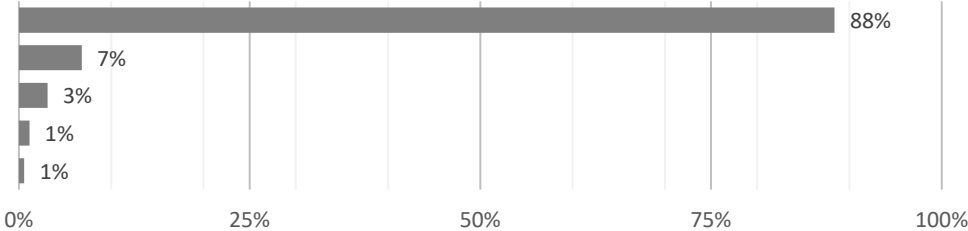
	Count	Pct
Taking fewer classes	101	29%
Dropping a class	53	15%
Receiving a lower grade in the course	47	13%
Not purchasing required course materials	101	29%
Not purchasing other essential personal items	60	17%
Other <i>(See below)</i>	13	4%
None of the above	160	45%
Valid Responses	352	100%



Other
avoiding taking certain classes that have expensive books
Choosing a class that has free/low-cost course materials indicated in the description, rather than the same class with a professor that does not offer free/low-cost options.
I can manage, but other students have financial hurdles because of COVID
I have not had to pay because I am in Middle College.
leaving me broke
need to apply for financial aid
Not purchasing from the LPC Bookstore
purchasing from alternate source
rent or get pdf cheaper form
Struggle to find material but successfully found budget prices
The "no cost" symbol in CLASS WEB while choosing my classes has encouraged me to take several courses
very hard when you don't have much help financially.
Working rather than going to class to afford books

Q5. How do you primarily access course content for your online classes?

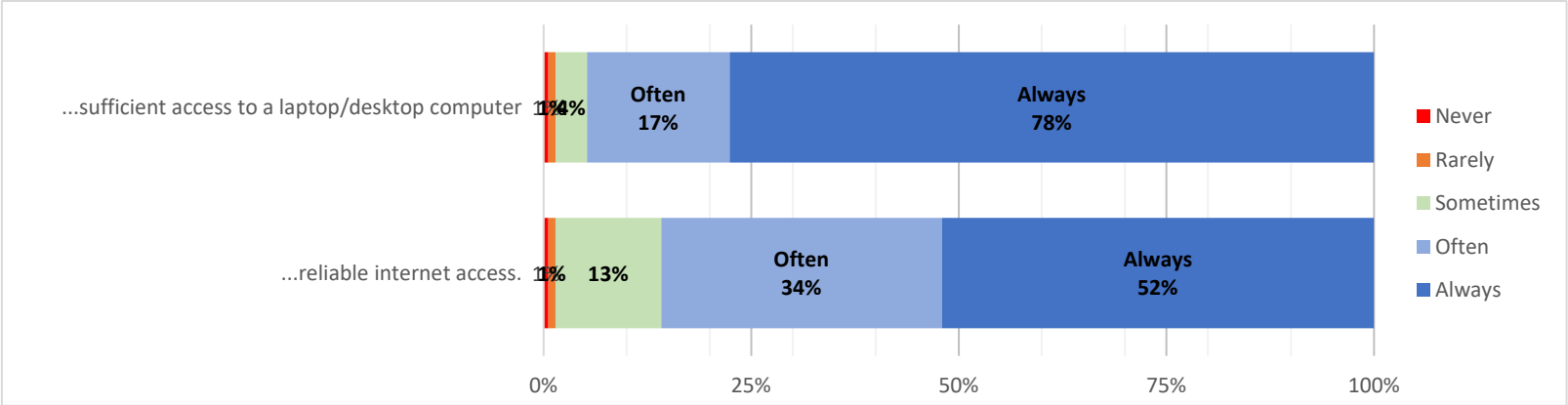
	Count	Pct
My own laptop/desktop computer	312	88%
A shared laptop/desktop computer	24	7%
Mobile phone	11	3%
On-campus or other public computers	4	1%
Other (please specify)	2	1%
Valid Responses	353	100%



Other	
Both Computer and Cellphone	
Ipad	

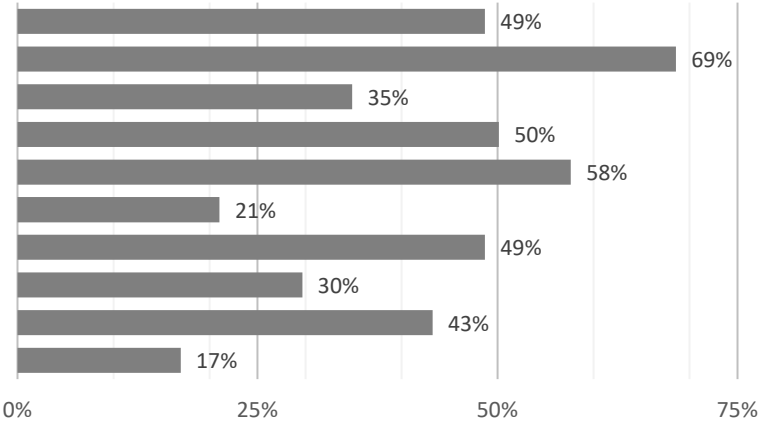
Q6-Q7. Considering all the tasks related to your course(s) and coursework, how often do you have:

	Never		Rarely		Sometimes		Often		Always		Valid Responses	
	Num	Pct	Num	Pct	Num	Pct	Num	Pct	Num	Pct	Num	Pct
...sufficient access to a laptop/desktop computer	2	1%	3	1%	13	4%	59	17%	267	78%	344	100%
...reliable internet access.	2	1%	3	1%	44	13%	117	34%	180	52%	346	100%



Q8. Which course features have been most helpful in learning the course material

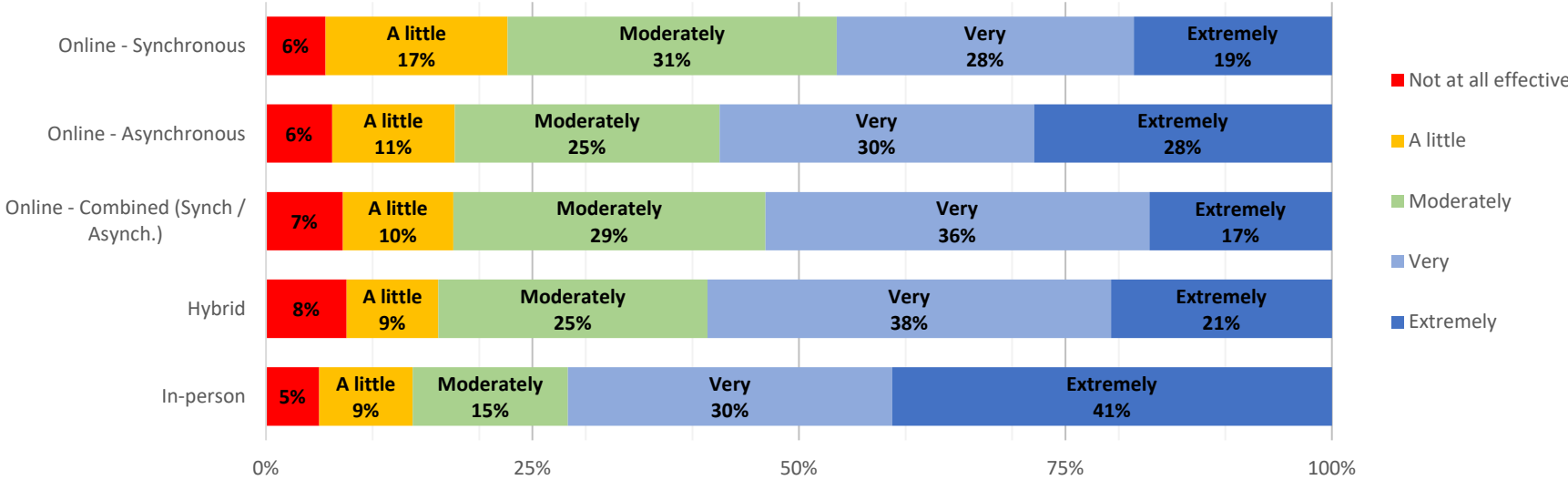
	Count	Pct
Live sessions to ask questions and discuss	169	49%
Recorded lectures	238	69%
Frequent quizzes/assessments	121	35%
Live lectures	174	50%
Pre-recorded video	200	58%
Breakout groups during a live class	73	21%
Discussion boards/forums	169	49%
Small group work of assignments	103	30%
Simulations or demonstrations	150	43%
Community-Building activities	59	17%
Valid Responses	347	100%



Q9. In this academic year (Fall 2021-Spring 2022), how effective have the following modes of instruction been in meeting your educational goals?

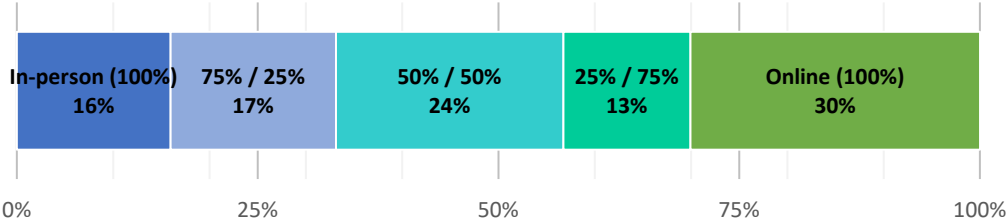
	Of those who have taken a class in the respective mode:													
	Did not take a class in this mode		Not at all effective		A little effective		Moderately effective		Very effective		Extremely effective		Valid Responses	
	Num	Pct	Num	Pct	Num	Pct	Num	Pct	Num	Pct	Num	Pct	Num	Pct
Online - Synchronous	74	22%	15	6%	46	17%	83	31%	75	28%	50	19%	343	100%
Online - Asynchronous	25	7%	20	6%	37	11%	80	25%	95	30%	90	28%	347	100%
Online - Combined (Synch / Asynch.)	118	35%	16	7%	23	10%	65	29%	80	36%	38	17%	340	100%
Hybrid	139	41%	15	8%	17	9%	50	25%	75	38%	41	21%	337	100%
In-person	103	30%	12	5%	21	9%	35	15%	73	30%	99	41%	343	100%

Effectiveness of the following modes of instruction
(of those who taken a class in that mode)



Q10. How would you prefer to take your classes in Fall 2022?

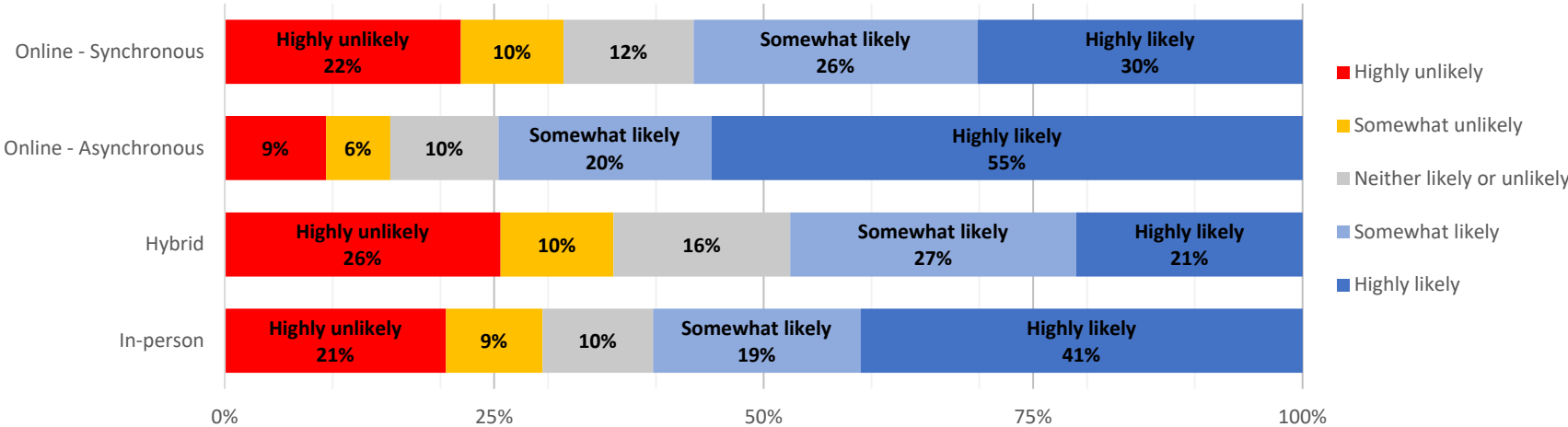
	Num	Pct
All of my classes in-person	52	16%
75% of my classes in-person and 25% online	56	17%
50% of my classes in-person and 50% online	77	24%
25% of my classes in-person and 75% online	43	13%
All of my classes online	98	30%
Total (Taking courses Fall 2022)	326	100%
I do not plan to take classes in Fall 2022	25	7%
Valid Responses	351	



Q11. How likely are you to sign-up for the following class formats in Fall 2022?

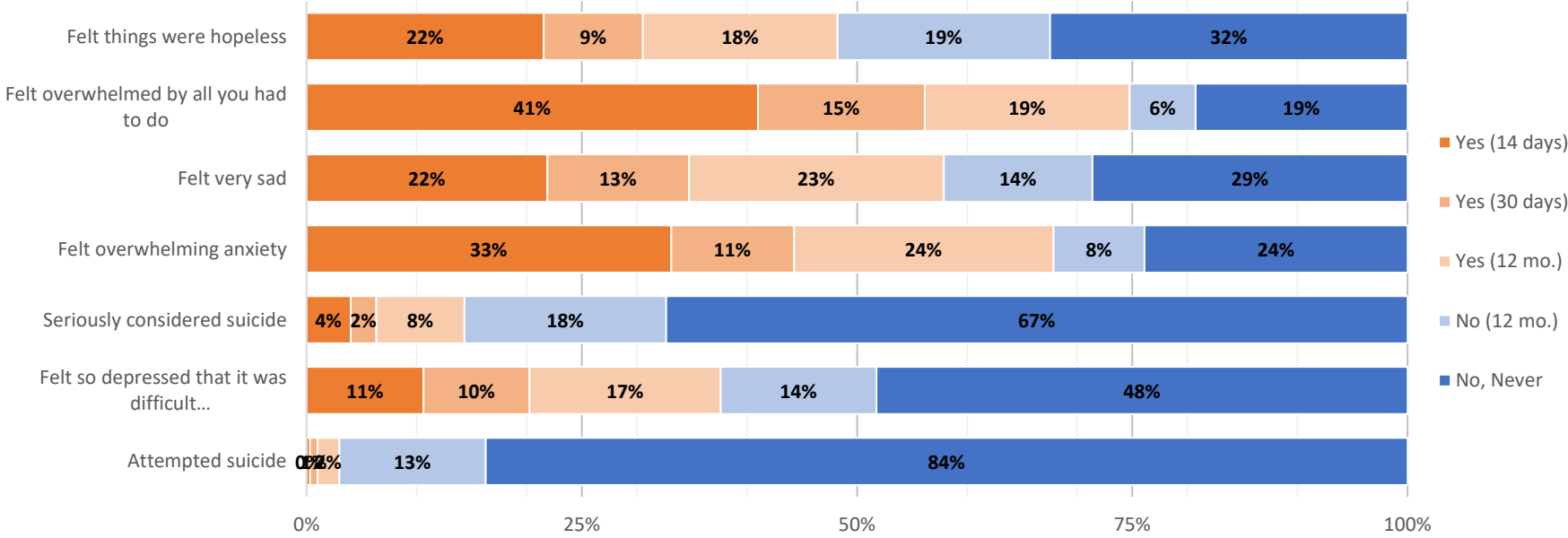
	Highly unlikely		Somewhat unlikely		Neither likely or unlikely		Somewhat likely		Highly likely		Valid Responses	
	Num	Pct	Num	Pct	Num	Pct	Num	Pct	Num	Pct	Num	Pct
Online - Synchronous	69	22%	30	10%	38	12%	83	26%	95	30%	315	100%
Online - Asynchronous	30	9%	19	6%	32	10%	63	20%	175	55%	319	100%
Hybrid	78	26%	32	10%	50	16%	81	27%	64	21%	305	100%
In-person	64	21%	28	9%	32	10%	60	19%	128	41%	312	100%

Likelihood of taking a class in the following modes of instruction in Fall 2022



College Experience	Strongly Agree or Agree		Strongly Agree		Agree		Neither Agree nor Disagree		Disagree		Strongly Disagree		Valid Responses	
	Num	Pct	Num	Pct	Num	Pct	Num	Pct	Num	Pct	Num	Pct	Num	Pct
I feel welcomed at Las Positas College	276	80%	145	42%	131	38%	55	16%	5	1%	7	2%	343	100%
I feel that I belong at Las Positas College.	244	71%	125	36%	119	35%	82	24%	10	3%	7	2%	343	100%
I feel accepted at Las Positas College.	262	78%	135	40%	127	38%	63	19%	7	2%	4	1%	336	100%
I feel that I can be myself at Las Positas College.	252	75%	129	38%	123	36%	70	21%	10	3%	6	2%	338	100%
People at Las Positas College like me the way I am.	219	67%	110	34%	109	34%	96	30%	7	2%	3	1%	325	100%
People at Las Positas College are friendly to me.	278	82%	133	39%	145	43%	50	15%	7	2%	4	1%	339	100%
I have a good relationship with other students.	237	72%	111	34%	126	38%	75	23%	13	4%	5	2%	330	100%
Most college employees (instructors and other staff) take interest in my success.	247	73%	137	41%	110	33%	64	19%	18	5%	8	2%	337	100%
There's at least one college employee that I can talk to if I have a problem.	215	65%	122	37%	93	28%	71	22%	26	8%	17	5%	329	100%
At Las Positas College, there is a general respect for differences in:														
Race-Ethnicity	277	82%	138	41%	139	41%	53	16%	2	1%	4	1%	336	100%
Gender / Gender Identity	266	80%	138	41%	128	38%	57	17%	4	1%	6	2%	333	100%
Physical Disability	251	78%	123	38%	128	40%	64	20%	4	1%	2	1%	321	100%
Age	271	81%	135	41%	136	41%	53	16%	5	2%	4	1%	333	100%
Sexual Orientation	264	81%	139	43%	125	38%	51	16%	7	2%	4	1%	326	100%
Religion	248	75%	129	39%	119	36%	69	21%	6	2%	7	2%	330	100%
Native Language	246	75%	124	38%	122	37%	68	21%	8	2%	4	1%	326	100%

Health Related Topics	Yes, within the last 12 months		Yes, in the last...						No...				Valid Responses	
	Num	Pct	14 days		30 days		12 months		not in the last 12 months		...never		Num	Pct
			Num	Pct	Num	Pct	Num	Pct	Num	Pct	Num	Pct		
Felt things were hopeless	150	48%	67	22%	28	9%	55	18%	60	19%	101	32%	311	100%
Felt overwhelmed by all you had to do	237	75%	130	41%	48	15%	59	19%	19	6%	61	19%	317	100%
Felt very sad	180	58%	68	22%	40	13%	72	23%	42	14%	89	29%	311	100%
Felt overwhelming anxiety	213	68%	104	33%	35	11%	74	24%	26	8%	75	24%	314	100%
Seriously considered suicide	43	14%	12	4%	7	2%	24	8%	55	18%	202	67%	300	100%
Felt so depressed that it was difficult to function	117	38%	33	11%	30	10%	54	17%	44	14%	150	48%	311	100%
Attempted suicide	9	3%	1	0%	2	1%	6	2%	40	13%	252	84%	301	100%



Demographics

Primary Educational Goal	Num	Pct
Transfer with an associate degree	212	63%
Transfer without an associate degree	44	13%
Earn an Associate degree only	36	11%
Earn a Certificate	9	3%
Acquire job skills	8	2%
Improve Basic Skills	3	1%
Personal Development	13	4%
Undecided	11	3%
Other	3	1%
Valid Responses	339	100%

Unit Load	Num	Pct
15 or more (full-time)	86	26%
12-14.5 units (full-time)	99	29%
6-11.5 units (part-time)	100	30%
0.5-5.5 units (part-time)	49	15%
Non-credit courses only	3	1%
Valid Responses	337	100%

Age	Num	Pct
17 or younger	18	5%
18-19	110	32%
20-21	74	22%
22-24	32	9%
25-29	24	7%
30-39	28	8%
40-49	33	10%
50 or older	20	6%
Valid Responses	339	100%

Race / Ethnicity	Num	Pct
American Indian or Alaska Native	1	0%
Asian / Asian American	89	27%
Black or African American	12	4%
Latino / Hispanic	99	30%
Native Hawaiian / Pacific Islander	3	1%
Middle Eastern or North African	11	3%
White / European American	91	28%
Multi-Ethnic	23	7%
Valid Responses	329	100%

Gender / Gender Identity	Num	Pct
Woman	228	69%
Man	92	28%
Transgender	2	1%
Non-binary	7	2%
Other	3	1%
Valid Responses	332	100%

Sexual Orientation	Num	Pct
Straight / Heterosexual	252	82%
Gay / Lesbian / Homosexual	7	2%
Bisexual	36	12%
Pansexual	11	4%
Asexual	2	1%
Valid Responses	308	100%

Financial aid Recipient	Num	Pct
Yes	121	39%
No	188	61%
Valid Responses	309	100%

Do you have a disability?	Num	Pct
Yes	43	14%
No	270	86%
Valid Responses	313	100%