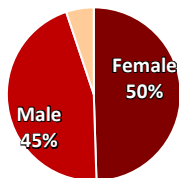




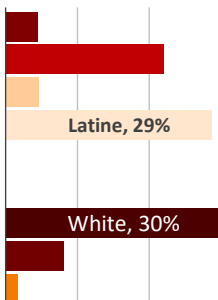
Student Characteristics: Spring 2024 Final Census

Overall	Num.	Pct.
Student Headcount	7,501	100%

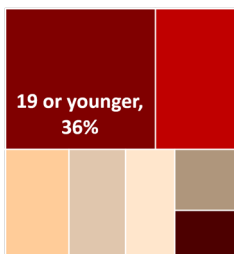
Gender	Num.	Pct.
Female	3,713	50%
Male	3,402	45%
Unknown	386	5%



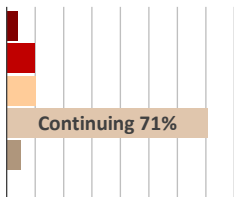
Race-ethnicity	Num.	Pct.
Black or African Am.	337	4%
Asian or Asian Am.	1,652	22%
Filipino	342	5%
Latine	2,155	29%
Native American	20	<1%
Pacific Islander	33	<1%
White	2,231	30%
Multi-Ethnic	605	8%
Unknown	126	2%



Age	Num.	Pct.
19 or younger	2,704	36%
20-21	1,530	20%
22-24	884	12%
25-29	683	9%
30-39	788	11%
40-49	514	7%
50 or older	398	5%



Enrollment Status	Num.	Pct.
First time any college	289	4%
First time transfer	754	10%
Returning	778	10%
Continuing	5,295	71%
In High School	385	5%
Unknown	0	0%

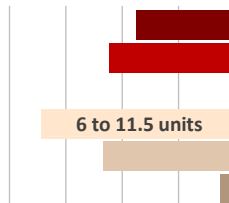


New Students: High school districts		
LPC Districts:	87	30%
Dublin	20	7%
Livermore	47	16%
Pleasanton	20	7%
Chabot College Districts	21	7%
Other Alameda County	7	2%
Other Bay Area	22	8%
Other California	56	19%
Other States	14	5%
Other Countries	62	21%
Unknown	20	7%
Total new students:	289	100%

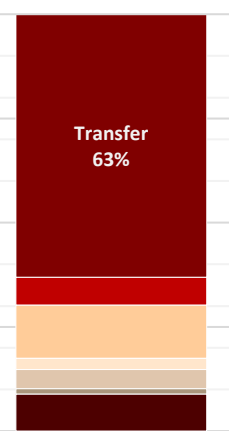
Local Residence (100 students or more)		
Livermore*	1,712	23%
Tracy	1,094	15%
Pleasanton*	1,075	14%
Dublin*	1,003	13%
San Ramon	366	5%
Hayward*	275	4%
Castro Valley*	269	4%
Mountain House	220	3%
San Leandro*	147	2%
Danville	127	2%
Other local cities	1,213	16%

Note: *District service area: Dublin, Livermore, Pleasanton, Castro Valley, Hayward, San Leandro, San Lorenzo, and Union City.

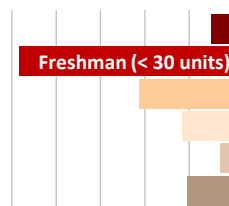
Student Type	Num.	Pct.
Full-time:		
15 or more units	1,308	17%
12 to 14.5 units	1,668	22%
Part-time:		
6 to 11.5 units	2,579	34%
.5 to 5.5 units	1,756	23%
Non-Credit Only	190	3%



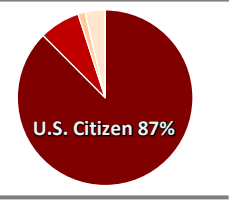
Educational Goal	Num.	Pct.
Transfer (with/without AA/AS)	4,731	63%
AA/AS only	501	7%
Occupational certificate or job training	958	13%
Improve Eng/Math Basic Skills	202	3%
Personal development (intellectual/cultural)	345	5%
Other	98	1%
Undecided	661	9%
Unknown	5	<1%



Student Educational Level	Num.	Pct.
In High/Adult School	385	5%
Freshman (< 30 units)	3,621	48%
Sophomore (30-59 un.)	1,599	21%
Other undergraduate	873	12%
AA/AS degree	232	3%
BA/BS or higher deg.	791	11%



Citizenship	Num.	Pct.
U.S. Citizen	6,562	87%
Permanent Resident	563	8%
Student Visa	97	1%
Other	276	4%
Unknown	3	<1%



Undergrad Transfers: Prior College		
CA Community College	350	46%
California State Univ.	77	10%
University of California	43	6%
CA private colleges	55	7%
Out of state	98	13%
Out of country	117	16%
Unknown	14	2%
Total transfers:	754	100%

Data Source:

Chabot-Las Positas Institutional Research Dataset, Fall Census, final count.