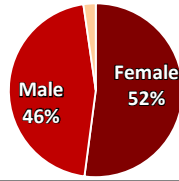




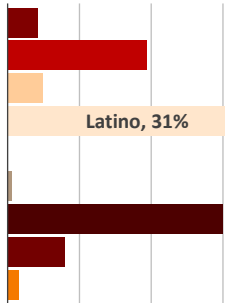
# Student Characteristics: Fall 2022 Final Census

Overall	Num.	Pct.
Student Headcount	6,825	100%

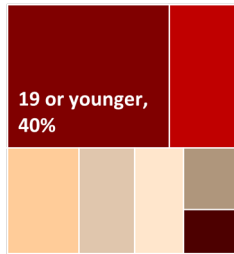
Gender	Num.	Pct.
Female	3,555	52%
Male	3,114	46%
Unknown	156	2%



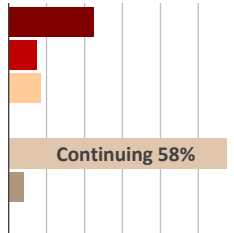
Race-ethnicity	Num.	Pct.
Black or African Am.	291	4%
Asian American	1,329	19%
Filipino	334	5%
Latino	2,111	31%
Native American	19	<1%
Pacific Islander	37	1%
White	2,046	30%
Multi-Ethnic	547	8%
Unknown	111	2%



Age	Num.	Pct.
19 or younger	2,710	40%
20-21	1,215	18%
22-24	884	13%
25-29	605	9%
30-39	687	10%
40-49	423	6%
50 or older	301	4%



Enrollment Status	Num.	Pct.
First time any college	1,534	22%
First time transfer	514	8%
Returning transfer	580	8%
Returning	0	0%
Continuing	3,930	58%
In High School	266	4%
Unknown	1	<1%




New Students: High school districts		
LPC Districts:	753	51%
<i>Dublin</i>	168	11%
<i>Livermore</i>	346	23%
<i>Pleasanton</i>	239	16%
Chabot College Districts	109	7%
Other Alameda County	21	1%
Other Bay Area	134	9%
Other California	364	25%
Other States	29	2%
Other Countries	69	5%
Unknown	55	4%
<b>Total new students:</b>	<b>1,534</b>	<b>100%</b>

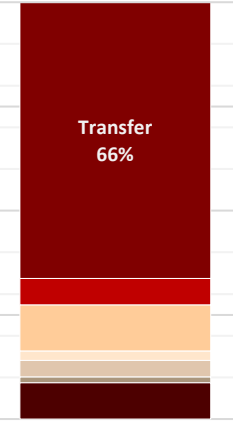
Local Residence (100 students or more)		
Livermore*	1,639	24%
Tracy	1,043	15%
Pleasanton*	1,041	15%
Dublin*	775	11%
San Ramon	305	4%
Castro Valley*	284	4%
Hayward*	258	4%
Mountain House	217	3%
San Leandro*	151	2%
Other local cities	1,112	16%

Note: \*District service area: Dublin, Livermore, Pleasanton, Castro Valley, Hayward, San Leandro, San Lorenzo, and Union City.

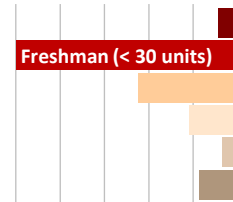
Student Type	Num.	Pct.
Full-time:		
15 or more units	1,034	15%
12 to 14.5 units	1,586	23%
Part-time:		
6 to 11.5 units	2,452	36%
.5 to 5.5 units	1,655	24%
Non-Credit Only	98	1%



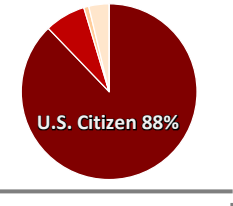
Educational Goal	Num.	Pct.
Transfer (with/without AA/AS)	4,518	66%
AA/AS only	436	6%
Occupational certificate or job training	753	11%
Improve Eng/Math Basic Skills	153	2%
Personal development (intellectual/cultural)	275	4%
Other	90	1%
Undecided	594	9%
Unknown	6	<1%



Student Educational Level	Num.	Pct.
In High School	302	4%
Freshman (< 30 units)	3,426	50%
Sophomore (30-59 un.)	1,527	22%
Other undergraduate	750	11%
AA/AS degree	233	3%
BA/BS or higher deg.	587	9%



Citizenship	Num.	Pct.
U.S. Citizen	5,993	88%
Permanent Resident	513	8%
Student Visa	63	1%
Other	255	4%
Unknown	1	<1%



Transfer students: Previous college		
CA Community College	596	54%
California State Univ.	122	11%
University of California	49	4%
CA private colleges	86	8%
Out of state	119	11%
Out of country	107	10%
Unknown	15	1%
<b>Total transfers:</b>	<b>1,094</b>	<b>100%</b>

### Data Source:

Chabot-Las Positas Institutional Research Dataset, Spring Census, final count.