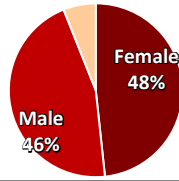




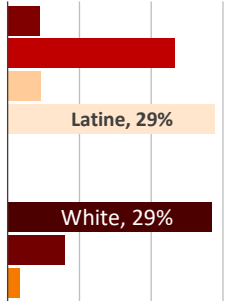
Student Characteristics: Fall 2024 Preliminary Census

Overall	Num.	Pct.
Student Headcount	8,328	100%

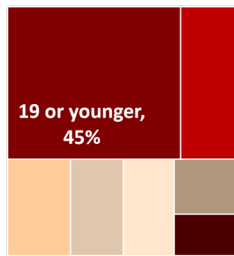
Gender	Num.	Pct.
Female	4,023	48%
Male	3,802	46%
Unknown	503	6%



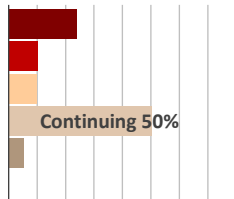
Race-ethnicity	Num.	Pct.
Black or African Am.	372	4%
Asian or Asian Am.	1,945	23%
Filipino	386	5%
Latine	2,403	29%
Native American	6	<1%
Pacific Islander	31	<1%
White	2,376	29%
Multi-Ethnic	663	8%
Unknown	146	2%



Age	Num.	Pct.
19 or younger	3,763	45%
20-21	1,341	16%
22-24	869	10%
25-29	698	8%
30-39	723	9%
40-49	532	6%
50 or older	402	5%



Enrollment Status	Num.	Pct.
First time any college	1,992	24%
First time transfer	862	10%
Returning	840	10%
Continuing	4,185	50%
In High School	449	5%
Unknown	0	0%




New Students: High school districts		
LPC Districts:	930	47%
Dublin	237	12%
Livermore	412	21%
Pleasanton	281	14%
Chabot College Districts	134	7%
Other Alameda County	36	2%
Other Bay Area	213	11%
Other California	488	24%
Other States	30	2%
Other Countries	83	4%
Unknown	78	4%
Total new students:	1,992	100%

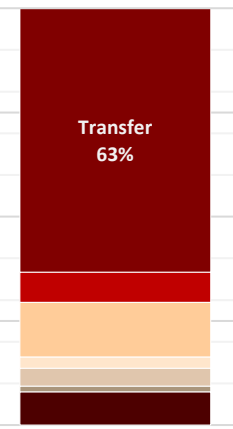
Local Residence (100 students or more)		
Livermore*	1,853	22%
Tracy	1,335	16%
Pleasanton*	1,223	15%
Dublin*	1,104	13%
San Ramon	481	6%
Castro Valley*	317	4%
Hayward*	284	3%
Mountain House	232	3%
San Leandro*	146	2%
Danville	146	2%
Other local cities	1,207	14%

Note: *District service area: Dublin, Livermore, Pleasanton, Castro Valley, Hayward, San Leandro, San Lorenzo, and Union City.

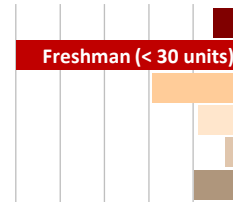
Student Type	Num.	Pct.
Full-time:		
15 or more units	1,438	17%
12 to 14.5 units	2,091	25%
Part-time:		
6 to 11.5 units	2,681	32%
.5 to 5.5 units	1,897	23%
Non-Credit Only	221	3%



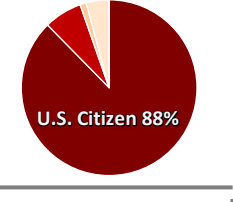
Educational Goal	Num.	Pct.
Transfer (with/without AA/AS)	5,274	63%
AA/AS only	604	7%
Occupational certificate or job training	1,091	13%
Improve Eng/Math Basic Skills	227	3%
Personal development (intellectual/cultural)	355	4%
Other	115	1%
Undecided	661	8%
Unknown	1	<1%



Student Educational Level	Num.	Pct.
In High/Adult School	452	5%
Freshman (< 30 units)	4,490	54%
Sophomore (30-59 un.)	1,601	19%
Other undergraduate	735	9%
AA/AS degree	228	3%
BA/BS or higher deg.	822	10%



Citizenship	Num.	Pct.
U.S. Citizen	7,298	88%
Permanent Resident	583	7%
Student Visa	95	1%
Other	351	4%
Unknown	1	<1%



First-Time Transfers: Prior College		
CA Community College	404	47%
California State Univ.	117	14%
University of California	47	5%
CA private colleges	63	7%
Out of state	108	13%
Out of country	122	14%
Unknown	1	0%
Total transfers:	862	100%

Data Source:
Chabot-Las Positas Institutional Research Dataset, Summer Census, preliminary count.