



Las Positas College

Student Support Program Review Data Packet

Fall 2019 to Spring 2024

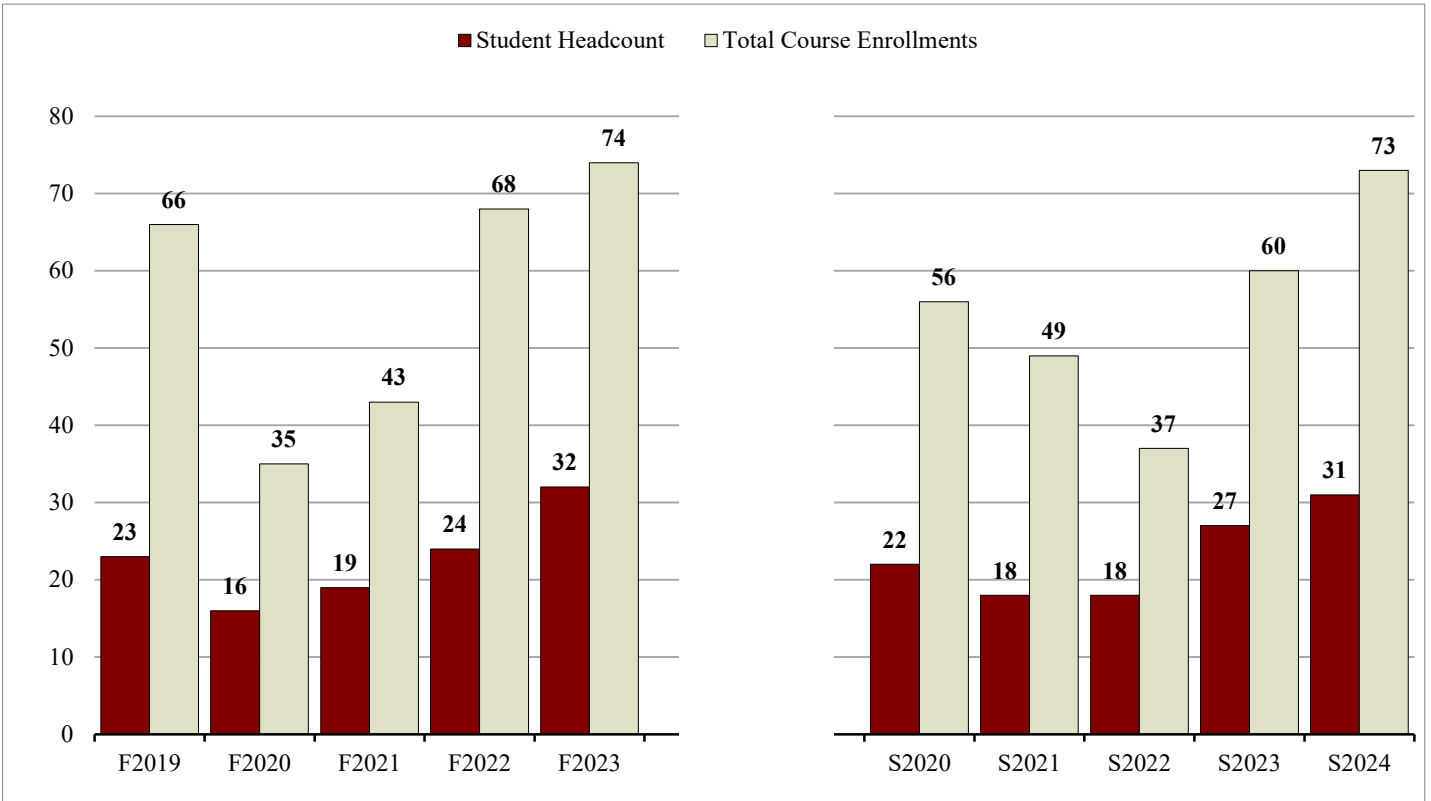
Program:

**California Work Opportunity and Responsibility
to Kids (CalWORKs)**

<u>TABLE OF CONTENTS</u>	<u>PAGE</u>
Headcount & Enrollment	1
Student Demographics: Gender & Age	2
Student Demographics: Race-Ethnicity	3
Student Enrollment Status	4
Student Unit Load	5
Students Using Distance Education	6
Student Educational Goal	7
Highest Educational Level of Students	8
Student Performance: Grade Distribution	9
Student Performance: Distance Education	10
Prior Experience in English and Math	11

Headcount & Enrollment

California Work Opportunity and Responsibility to Kids (CalWORKs)										
	Fall Terms					Spring Terms				
	F2019	F2020	F2021	F2022	F2023	S2020	S2021	S2022	S2023	S2024
Student Headcount	23	16	19	24	32	22	18	18	27	31
Total Course Enrollments	66	35	43	68	74	56	49	37	60	73



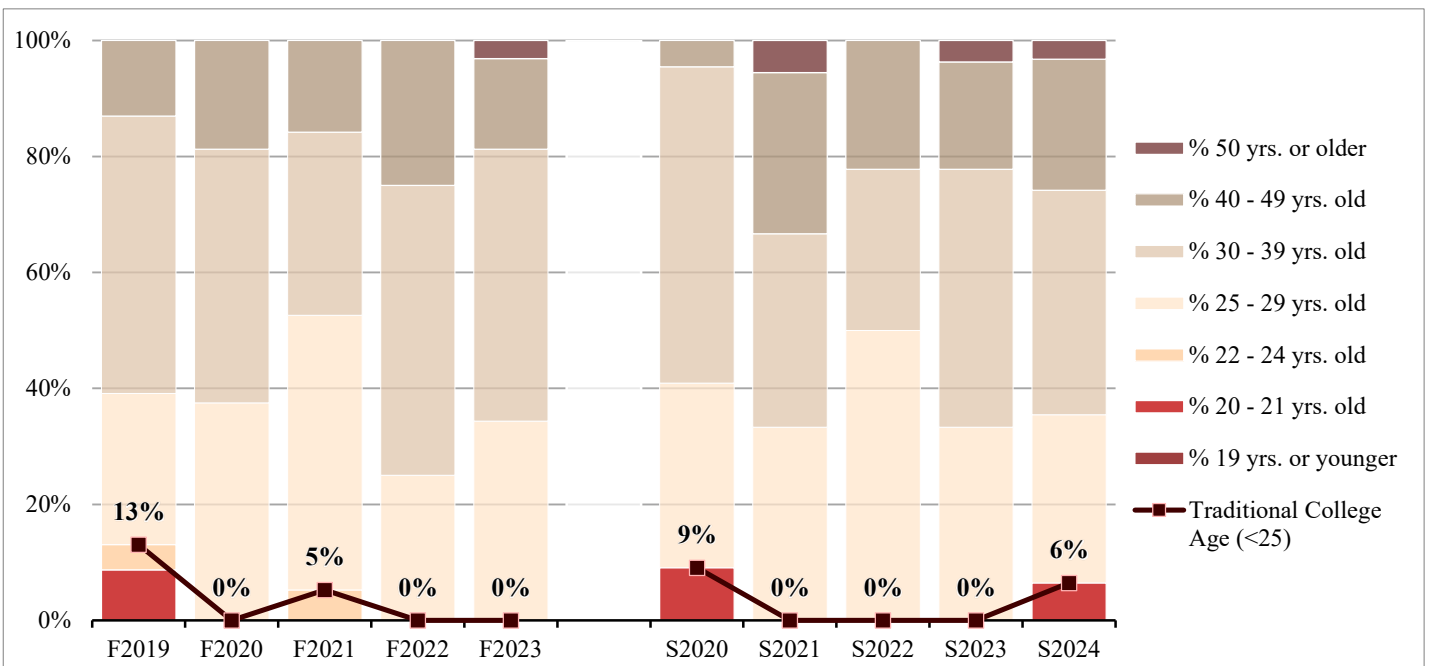
Definitions:

Student Headcount is the unduplicated count of students who used the service or met criteria for inclusion (i.e. Veterans First, International Students).

Total Course Enrollments is the sum of all course enrollments (filled seats) from students served/included as part of the program.

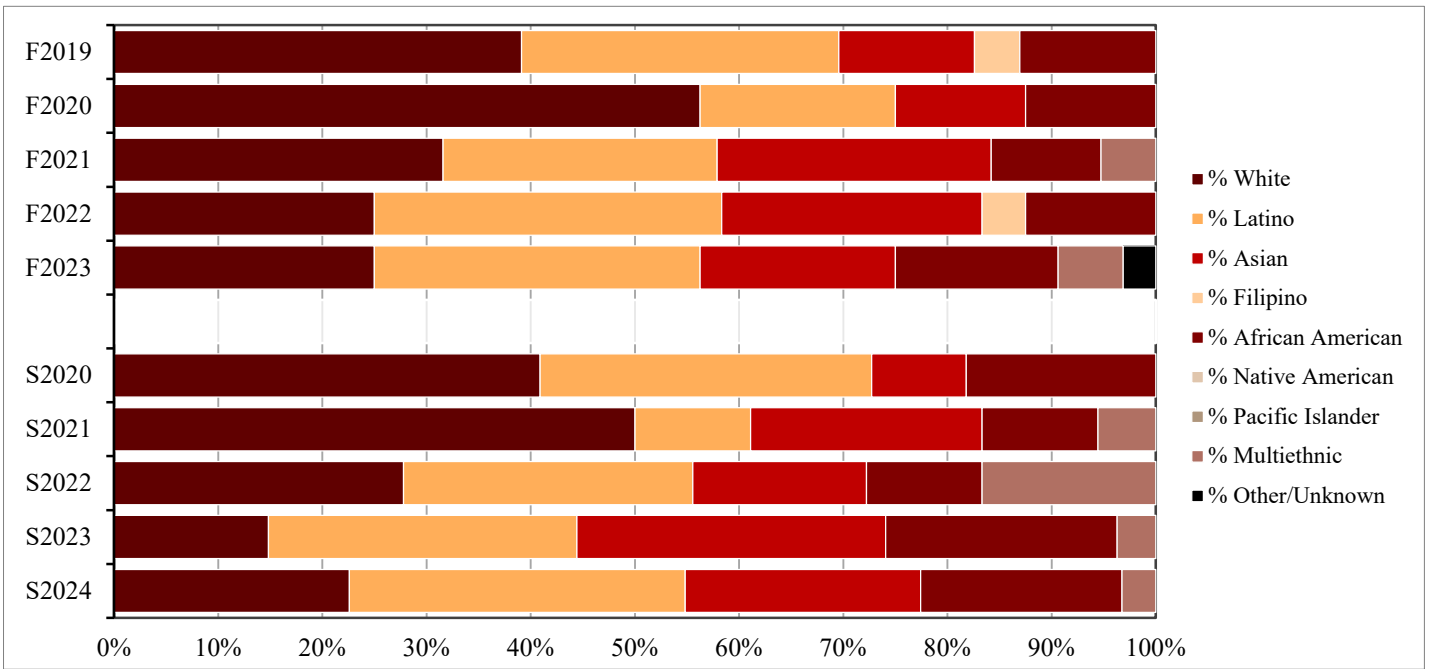
Student Demographics: Gender & Age

California Work Opportunity and Responsibility to Kids (CalWORKs)										
	Fall Terms					Spring Terms				
	F2019	F2020	F2021	F2022	F2023	S2020	S2021	S2022	S2023	S2024
Female	19	14	15	19	25	16	13	14	21	23
Male	4	2	4	5	5	5	5	4	5	6
19 yrs. or younger	0	0	0	0	0	0	0	0	0	0
20-21 yrs. old	2	0	0	0	0	2	0	0	0	2
22-24 yrs. old	1	0	1	0	0	0	0	0	0	0
25-29 yrs. old	6	6	9	6	11	7	6	9	9	9
30-39 yrs. old	11	7	6	12	15	12	6	5	12	12
40-49 yrs. old	3	3	3	6	5	1	5	4	5	7
50 yrs. or older	0	0	0	0	1	0	1	0	1	1
% Female	83%	88%	79%	79%	83%	76%	72%	78%	81%	79%
% Male	17%	13%	21%	21%	17%	24%	28%	22%	19%	21%
% 19 yrs. or younger	0%	0%	0%	0%	0%	0%	0%	0%	0%	0%
% 20 - 21 yrs. old	9%	0%	0%	0%	0%	9%	0%	0%	0%	6%
% 22 - 24 yrs. old	4%	0%	5%	0%	0%	0%	0%	0%	0%	0%
% 25 - 29 yrs. old	26%	38%	47%	25%	34%	32%	33%	50%	33%	29%
% 30 - 39 yrs. old	48%	44%	32%	50%	47%	55%	33%	28%	44%	39%
% 40 - 49 yrs. old	13%	19%	16%	25%	16%	5%	28%	22%	19%	23%
% 50 yrs. or older	0%	0%	0%	0%	3%	0%	6%	0%	4%	3%



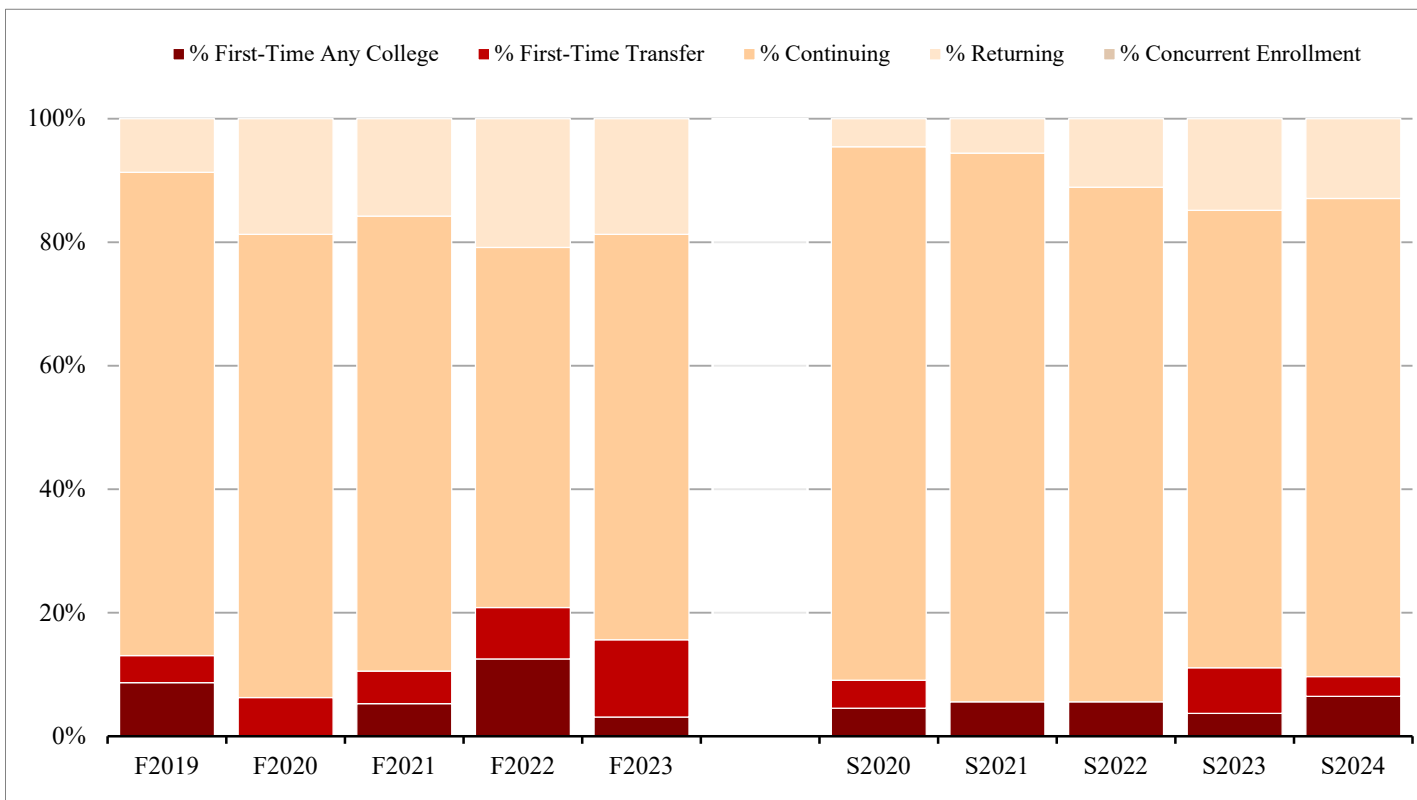
Student Demographic: Race-Ethnicity

California Work Opportunity and Responsibility to Kids (CalWORKs)										
	Fall Terms					Spring Terms				
	F2019	F2020	F2021	F2022	F2023	S2020	S2021	S2022	S2023	S2024
African American	3	2	2	3	5	4	2	2	6	6
Asian	3	2	5	6	6	2	4	3	8	7
Filipino	1	0	0	1	0	0	0	0	0	0
Latino	7	3	5	8	10	7	2	5	8	10
Native American	0	0	0	0	0	0	0	0	0	0
Pacific Islander	0	0	0	0	0	0	0	0	0	0
White	9	9	6	6	8	9	9	5	4	7
Multiethnic	0	0	1	0	2	0	1	3	1	1
Other/Unknown	0	0	0	0	1	0	0	0	0	0
% African American	13%	13%	11%	13%	16%	18%	11%	11%	22%	19%
% Asian	13%	13%	26%	25%	19%	9%	22%	17%	30%	23%
% Filipino	4%	0%	0%	4%	0%	0%	0%	0%	0%	0%
% Latino	30%	19%	26%	33%	31%	32%	11%	28%	30%	32%
% Native American	0%	0%	0%	0%	0%	0%	0%	0%	0%	0%
% Pacific Islander	0%	0%	0%	0%	0%	0%	0%	0%	0%	0%
% White	39%	56%	32%	25%	25%	41%	50%	28%	15%	23%
% Multiethnic	0%	0%	5%	0%	6%	0%	6%	17%	4%	3%
% Other/Unknown	0%	0%	0%	0%	3%	0%	0%	0%	0%	0%



Student Enrollment Status

California Work Opportunity and Responsibility to Kids (CalWORKs)										
	Fall Terms					Spring Terms				
	F2019	F2020	F2021	F2022	F2023	S2020	S2021	S2022	S2023	S2024
First-Time Any College	2	0	1	3	1	1	1	1	1	2
First-Time Transfer	1	1	1	2	4	1	0	0	2	1
Continuing	18	12	14	14	21	19	16	15	20	24
Returning	2	3	3	5	6	1	1	2	4	4
Concurrent Enrollment	0	0	0	0	0	0	0	0	0	0
% First-Time Any College	9%	0%	5%	13%	3%	5%	6%	6%	4%	6%
% First-Time Transfer	4%	6%	5%	8%	13%	5%	0%	0%	7%	3%
% Continuing	78%	75%	74%	58%	66%	86%	89%	83%	74%	77%
% Returning	9%	19%	16%	21%	19%	5%	6%	11%	15%	13%
% Concurrent Enrollment	0%	0%	0%	0%	0%	0%	0%	0%	0%	0%



Definitions:

First-Time Any College: Students enrolled in college for the first time.

First-Time Transfer: Students transferring to LPC in the current semester from another community college or university.

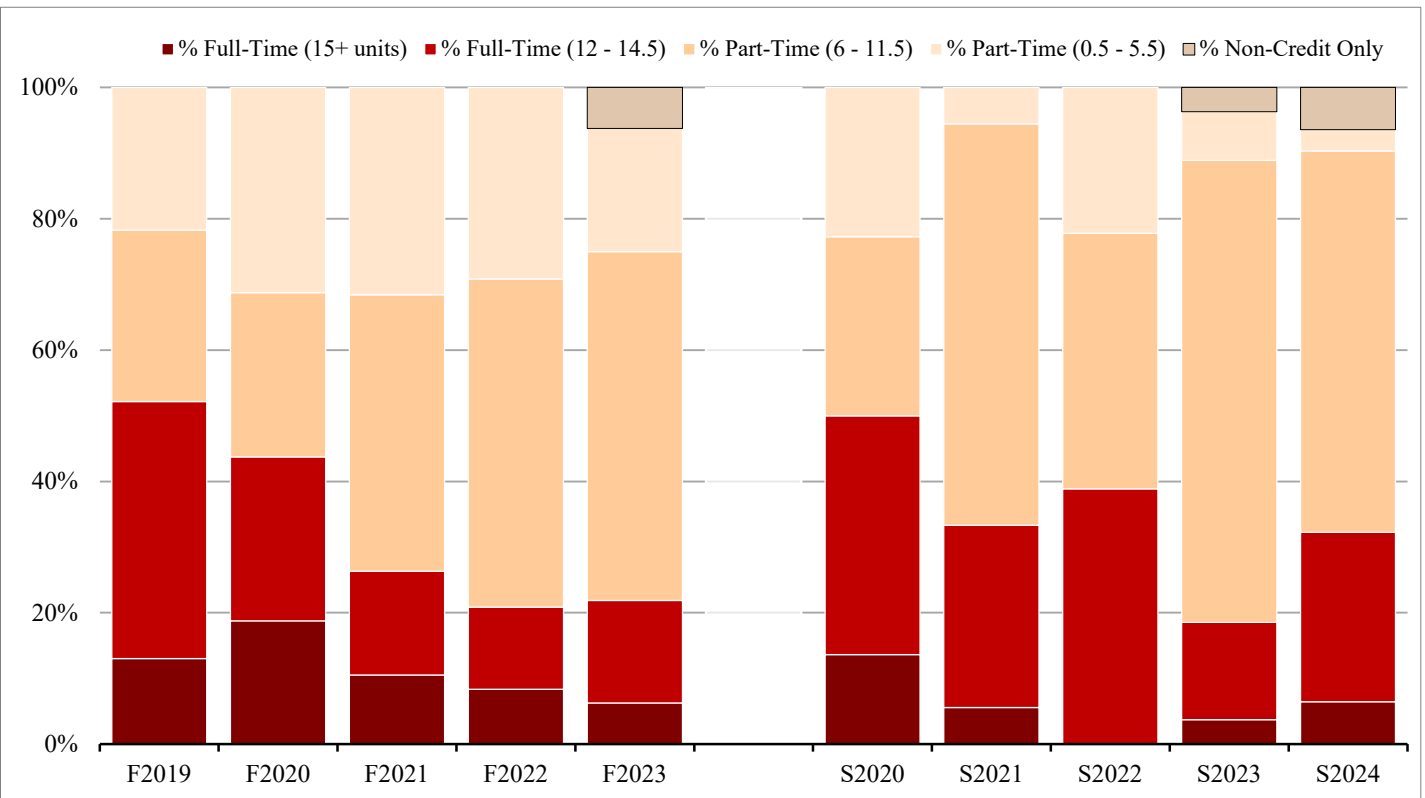
Continuing: Students enrolled in the current semester and were enrolled in the previous primary term. Primary terms are Fall and Spring.

Returning: Students enrolled at LPC after an absence of one or more primary terms from the District.

Concurrent Enrollment: A special admit student currently enrolled in K-12.

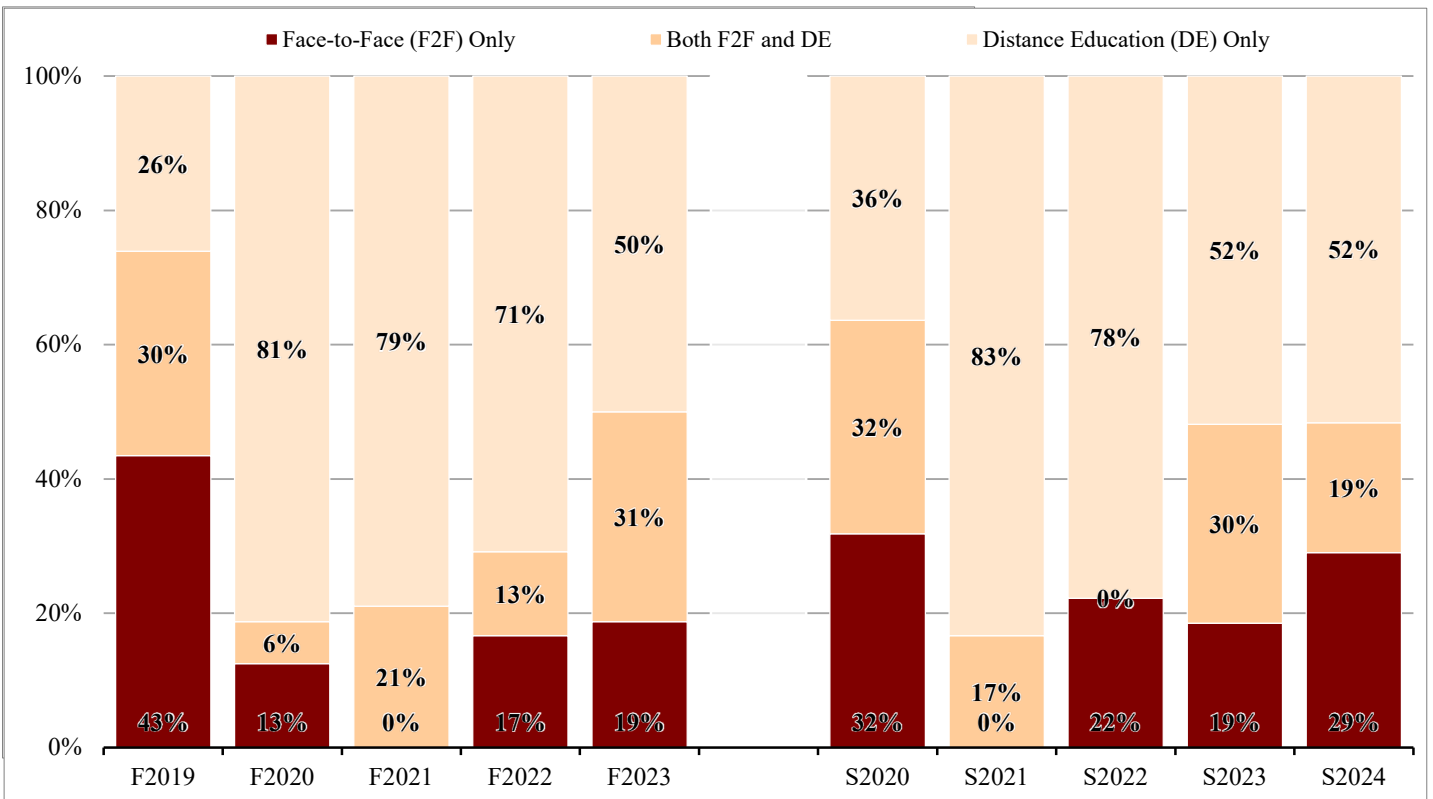
Student Unit Load

California Work Opportunity and Responsibility to Kids (CalWORKs)										
	Fall Terms					Spring Terms				
	F2019	F2020	F2021	F2022	F2023	S2020	S2021	S2022	S2023	S2024
Full-Time (15+ units)	3	3	2	2	2	3	1	0	1	2
Full-Time (12 - 14.5 units)	9	4	3	3	5	8	5	7	4	8
Part-Time (6 - 11.5 units)	6	4	8	12	17	6	11	7	19	18
Part-Time (0.5 - 5.5 units)	5	5	6	7	6	5	1	4	2	1
Non-Credit Only	0	0	0	0	2	0	0	0	1	2
% Full-Time (15+ units)	13%	19%	11%	8%	6%	14%	6%	0%	4%	6%
% Full-Time (12 - 14.5)	39%	25%	16%	13%	16%	36%	28%	39%	15%	26%
% Part-Time (6 - 11.5)	26%	25%	42%	50%	53%	27%	61%	39%	70%	58%
% Part-Time (0.5 - 5.5)	22%	31%	32%	29%	19%	23%	6%	22%	7%	3%
% Non-Credit Only	0%	0%	0%	0%	6%	0%	0%	0%	4%	6%



Students Using Distance Education

California Work Opportunity and Responsibility to Kids (CalWORKs)										
(Categories reflect college-wide coursework)	Fall Terms					Spring Terms				
	F2019	F2020	F2021	F2022	F2023	S2020	S2021	S2022	S2023	S2024
Face-to-Face (F2F) Only	10	2	0	4	6	7	0	4	5	9
Both F2F and DE	7	1	4	3	10	7	3	0	8	6
Distance Education (DE) Only	6	13	15	17	16	8	15	14	14	16
% Face-to-Face (F2F) Only	43%	13%	0%	17%	19%	32%	0%	22%	19%	29%
% Both F2F and DE	30%	6%	21%	13%	31%	32%	17%	0%	30%	19%
% Distance Education (DE) Only	26%	81%	79%	71%	50%	36%	83%	78%	52%	52%



Definitions:

Distance Education (DE) includes enrollments in course sections that deliver course content online. Courses are categorized using the following methods:

Prior to Summer 2020, via section numbers (i.e., start with 'DE', 'HD', 'LD' and 'LO'); courses with 51% of content delivered online.

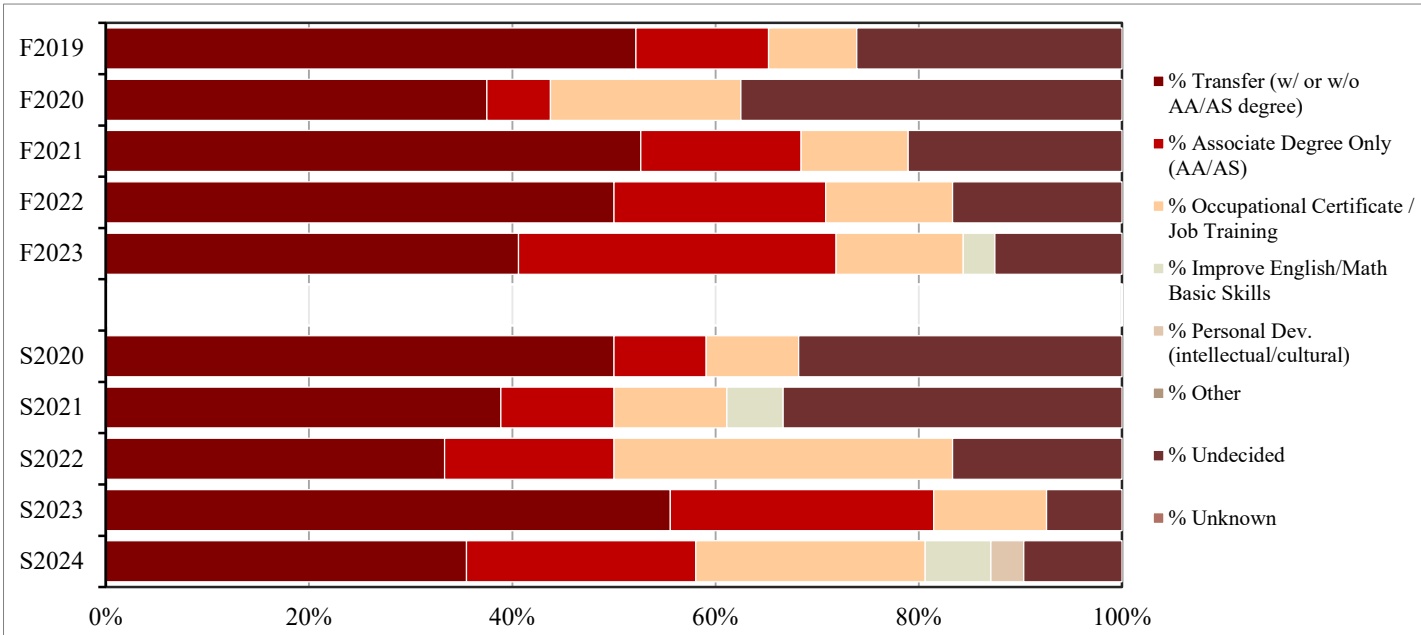
In Summer 2020 and Fall 2020, due to the COVID-19 pandemic, via web comments for each section; identified as any with an online component.

In Spring 2021 and Summer 2021, via section numbers (i.e., 'A##', 'S##', 'B##', 'H##', 'HF#').

Since Fall 2021 to present, via course attributes identifying course modality, or, when no attributes are provided, via section numbers (as previously indicated).

Student Educational Goal

California Work Opportunity and Responsibility to Kids (CalWORKs)										
	Fall Terms					Spring Terms				
	F2019	F2020	F2021	F2022	F2023	S2020	S2021	S2022	S2023	S2024
Transfer (w/ or w/o AA/AS degree)	12	6	10	12	13	11	7	6	15	11
Associate Degree Only (AA/AS)	3	1	3	5	10	2	2	3	7	7
Occupational Certificate / Job Training	2	3	2	3	4	2	2	6	3	7
Improve English/Math Basic Skills	0	0	0	0	1	0	1	0	0	2
Personal Development (intellectual/cultural)	0	0	0	0	0	0	0	0	0	1
Other	0	0	0	0	0	0	0	0	0	0
Undecided	6	6	4	4	4	7	6	3	2	3
Unknown	0	0	0	0	0	0	0	0	0	0
% Transfer (w/ or w/o AA/AS degree)	52%	38%	53%	50%	41%	50%	39%	33%	56%	35%
% Associate Degree Only (AA/AS)	13%	6%	16%	21%	31%	9%	11%	17%	26%	23%
% Occupational Certificate / Job Training	9%	19%	11%	13%	13%	9%	11%	33%	11%	23%
% Improve English/Math Basic Skills	0%	0%	0%	0%	3%	0%	6%	0%	0%	6%
% Personal Dev. (intellectual/cultural)	0%	0%	0%	0%	0%	0%	0%	0%	0%	3%
% Other	0%	0%	0%	0%	0%	0%	0%	0%	0%	0%
% Undecided	26%	38%	21%	17%	13%	32%	33%	17%	7%	10%
% Unknown	0%	0%	0%	0%	0%	0%	0%	0%	0%	0%

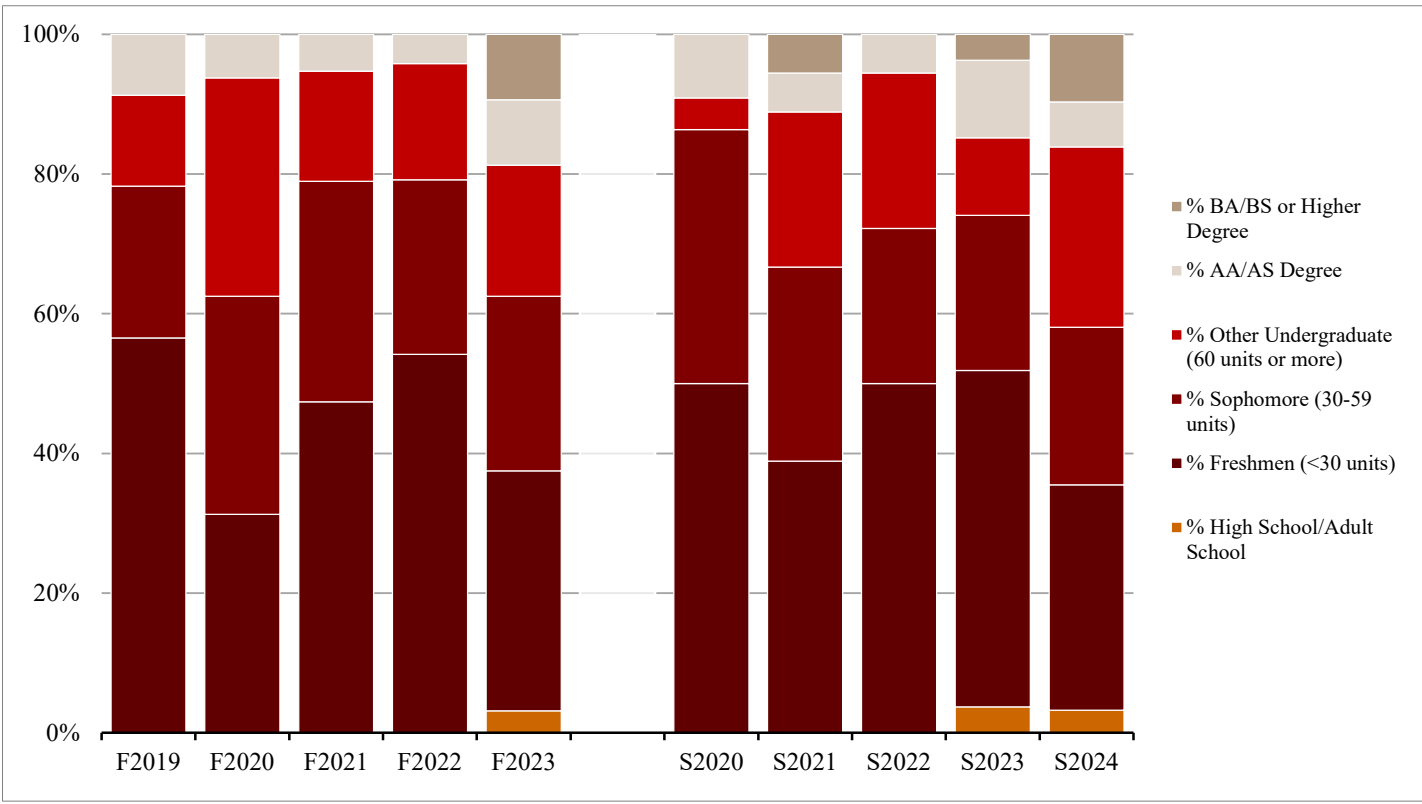


Definitions:

- Transfer:** Students who want to transfer to a 4-year university. Includes students enrolled in 4-year institutions completing requirements at LPC.
- Occupational Certificate/Job Training:** Acquire job skills, explore career interests, earn a certificate, or maintain a certificate/license.
- Personal Development:** Students taking courses for intellectual and/or cultural development.
- Other:** Students completing diploma/GED requirements or moving from non-credit to credit courses. Data from admission application.

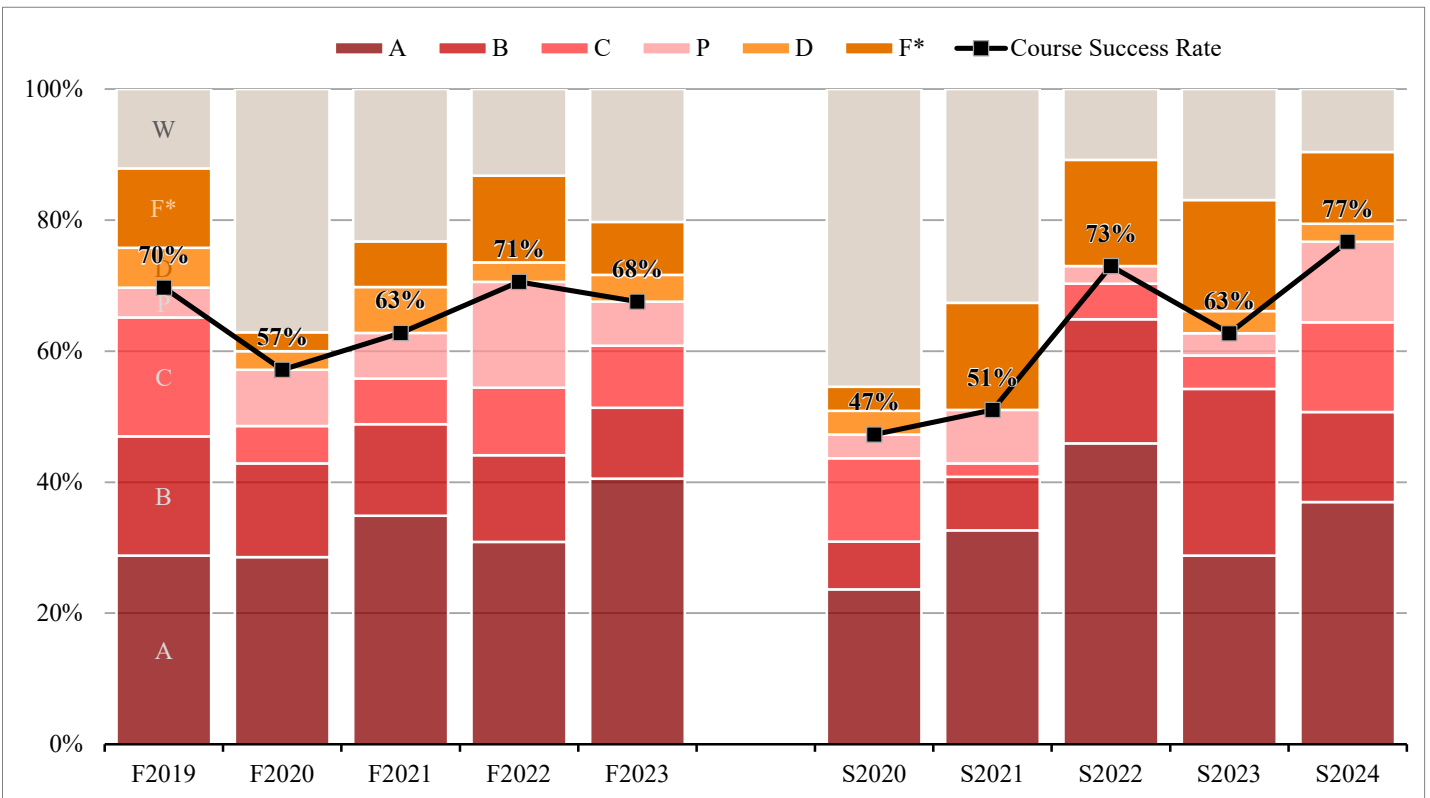
Highest Educational Level of Students

California Work Opportunity and Responsibility to Kids (CalWORKs)										
	Fall Terms					Spring Terms				
	F2019	F2020	F2021	F2022	F2023	S2020	S2021	S2022	S2023	S2024
High School/Adult School	0	0	0	0	1	0	0	0	1	1
Freshmen (<30 units)	13	5	9	13	11	11	7	9	13	10
Sophomore (30-59 units)	5	5	6	6	8	8	5	4	6	7
Other Undergraduate (60 units or more)	3	5	3	4	6	1	4	4	3	8
AA/AS Degree	2	1	1	1	3	2	1	1	3	2
BA/BS or Higher Degree	0	0	0	0	3	0	1	0	1	3
% High School/Adult School	0%	0%	0%	0%	3%	0%	0%	0%	4%	3%
% Freshmen (<30 units)	57%	31%	47%	54%	34%	50%	39%	50%	48%	32%
% Sophomore (30-59 units)	22%	31%	32%	25%	25%	36%	28%	22%	22%	23%
% Other Undergraduate (60 units or more)	13%	31%	16%	17%	19%	5%	22%	22%	11%	26%
% AA/AS Degree	9%	6%	5%	4%	9%	9%	6%	6%	11%	6%
% BA/BS or Higher Degree	0%	0%	0%	0%	9%	0%	6%	0%	4%	10%



Student Performance: Grade Distribution

California Work Opportunity and Responsibility to Kids (CalWORKs)										
	Fall Terms					Spring Terms				
	F2019	F2020	F2021	F2022	F2023	S2020	S2021	S2022	S2023	S2024
Total Course Enrollments	66	35	43	68	74	56	49	37	60	73
Course Success Rates	70%	57%	63%	71%	68%	47%	51%	73%	63%	77%
A	29%	29%	35%	31%	41%	24%	33%	46%	29%	37%
B	18%	14%	14%	13%	11%	7%	8%	19%	25%	14%
C	18%	6%	7%	10%	9%	13%	2%	5%	5%	14%
P	5%	9%	7%	16%	7%	4%	8%	3%	3%	12%
Course Non-Success Rate	18%	6%	14%	16%	12%	7%	16%	16%	20%	14%
D	6%	3%	7%	3%	4%	4%	0%	0%	3%	3%
F*	12%	3%	7%	13%	8%	4%	16%	16%	17%	11%
Withdrawals (See Note)	12%	37%	23%	13%	20%	45%	33%	11%	17%	10%

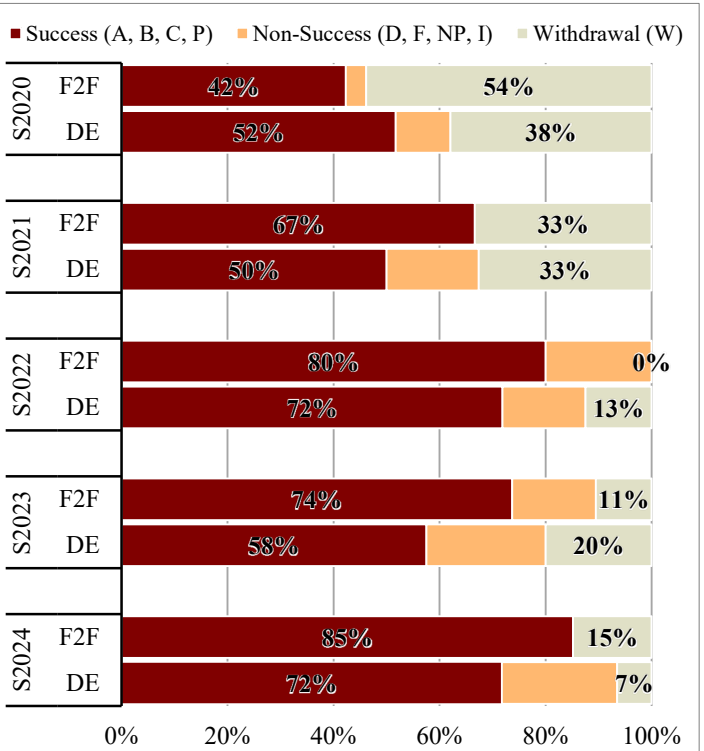
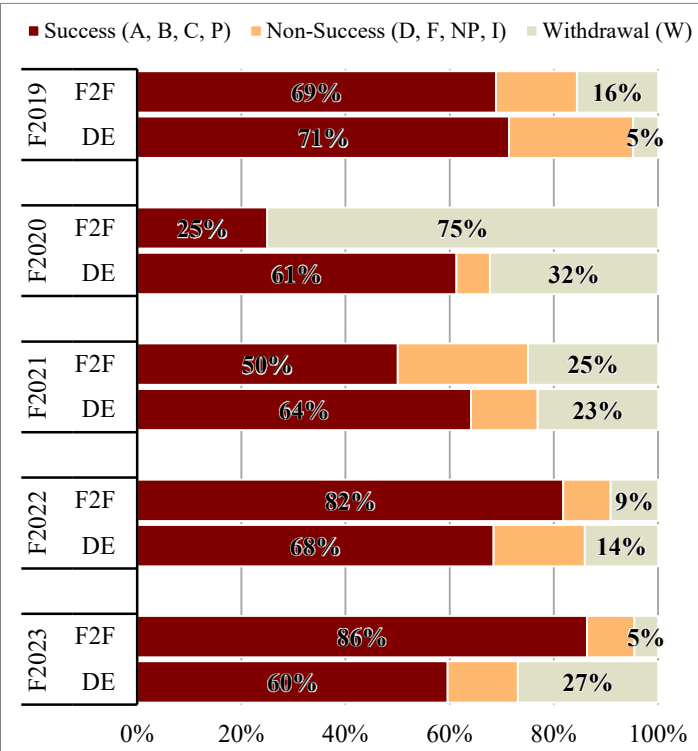


Definitions:

Course Success Rate: Share of course enrollments resulting in a passing grade ('A', 'B', 'C', 'P', 'NCA', 'NCB', 'NCC', or 'NCP').
Course Non-Success Rate: Share of course enrollments resulting in a grade of 'D' or F* (includes: 'F', 'NP', 'T', 'NCD', 'NCF', or 'NCNP').
Withdrawals are the share of course enrollments resulting in (1) a grade notation of 'W', 'MW', or 'EW', or, (2) a course dropped due to COVID-19.

Student Performance: Distance Education

California Work Opportunity and Responsibility to Kids (CalWORKs)										
	Fall Terms					Spring Terms				
	F2019	F2020	F2021	F2022	F2023	S2020	S2021	S2022	S2023	S2024
Total Course Enrollments	66	35	43	68	74	56	49	37	60	73
Face-to-Face (F2F) Sections	45	4	4	11	22	27	3	5	19	27
Success Rates	69%	25%	50%	82%	86%	42%	67%	80%	74%	85%
Non-Success Rates	16%	0%	25%	9%	9%	4%	0%	20%	16%	0%
Withdrawals	16%	75%	25%	9%	5%	54%	33%	0%	11%	15%
Distance Education (DE) Sections	21	31	39	57	52	29	46	32	41	46
Success Rates	71%	61%	64%	68%	60%	52%	50%	72%	58%	72%
Non-Success Rates	24%	6%	13%	18%	13%	10%	17%	16%	23%	22%
Withdrawals	5%	32%	23%	14%	27%	38%	33%	13%	20%	7%



Definitions:

Course Success Rate: Share of course enrollments resulting in a passing grade ('A', 'B', 'C', 'P', 'NCA', 'NCB', 'NCC', or 'NCP').

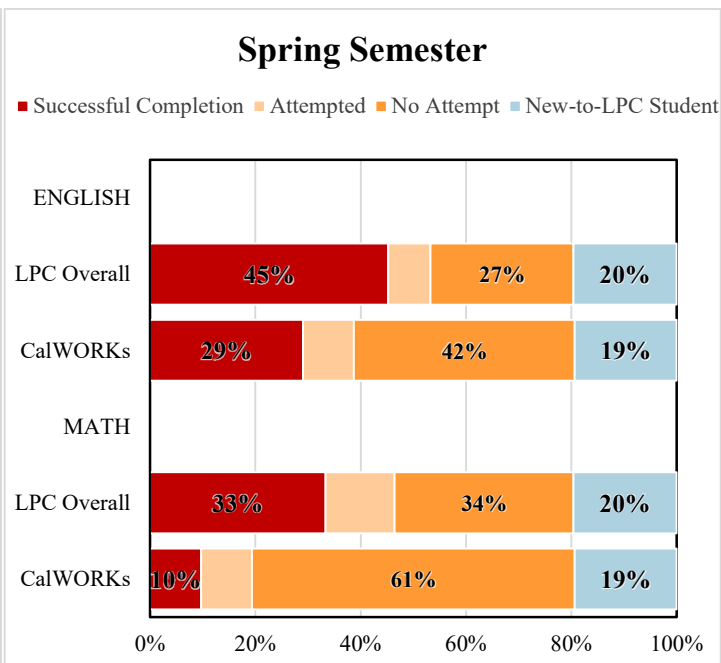
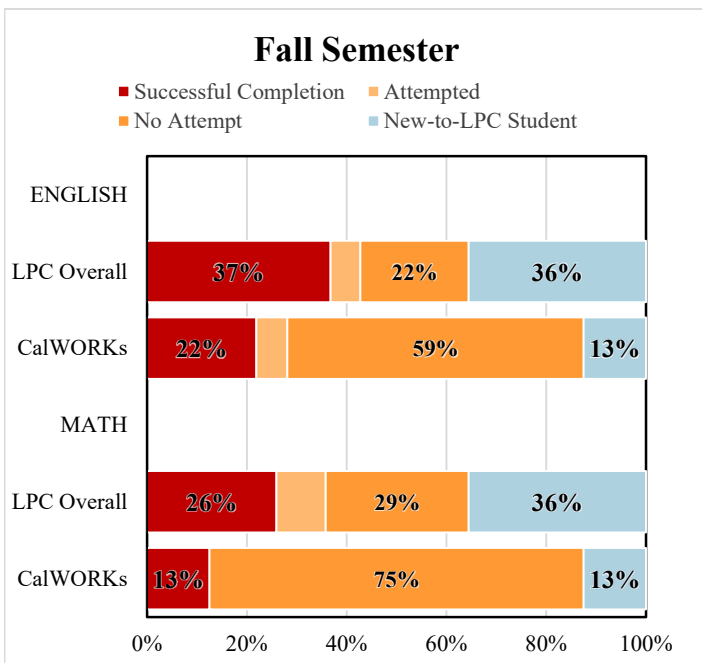
Course Non-Success Rate: Share of course enrollments resulting in a grade of 'D', 'F', 'NP', 'T', 'NCD', 'NCF', or 'NCNP'.

Withdrawals are the share of course enrollments resulting in (1) a grade notation of 'W', 'MW', or 'EW', or, (2) a course dropped due to COVID-19.

Distance Education (DE) includes enrollments in course sections that deliver course content online. (see note in "Students Using Distance Education" for details.)

Prior Experience in English & Math

<i>(English and math status prior to the start of the term)</i>	Fall 2023				Spring 2024			
	CalWORKs		LPC Overall		CalWORKs		LPC Overall	
	Num	Pct	Num	Pct	Num	Pct	Num	Pct
Transfer-level English								
Successful Completion*	7	22%	2,796	37%	9	29%	3,393	45%
Attempted (<i>not successful</i>)	2	6%	454	6%	3	10%	600	8%
No Attempt	19	59%	1,652	22%	13	42%	2,036	27%
New-to-LPC Student	4	13%	2,703	36%	6	19%	1,472	20%
Transfer-level Math								
Successful Completion*	4	13%	1,971	26%	3	10%	2,498	33%
Attempted (<i>not successful</i>)	0	0%	752	10%	3	10%	986	13%
No Attempt	24	75%	2,179	29%	19	61%	2,545	34%
New-to-LPC Student	4	13%	2,703	36%	6	19%	1,472	20%



Definitions:

Transfer-Level English:

- Successful Completion** = earned a passing grade in ENG 1A or 1AEX, or attempted a higher transfer-level course in the sequence in prior terms.
- Attempted (no successful completion)** = attempted ENG 1A or 1AEX in prior terms but did not receive a passing grade.
- No Prior Attempt** = no prior enrollment in transfer-level English within the sequence.
- New-to-LPC Student** = enrollments from students with no for credit enrollments within our district prior to the current term.

Transfer-Level Math:

- Successful Completion** = earned a passing grade in a transfer-level math course or attempted a higher transfer-level course in the sequence in prior terms.
- Attempted (no successful completion)** = attempted an entry transfer-level math course in prior terms but did not receive a passing grade.
- No Prior Attempt** = no prior enrollment in transfer-level math within the sequence.
- New-to-LPC Student** = enrollments from students with no for credit enrollments within our district prior to the current term.