



Las Positas College

**Discipline Program Review Data Packet**

Spring 2018 to Spring 2022

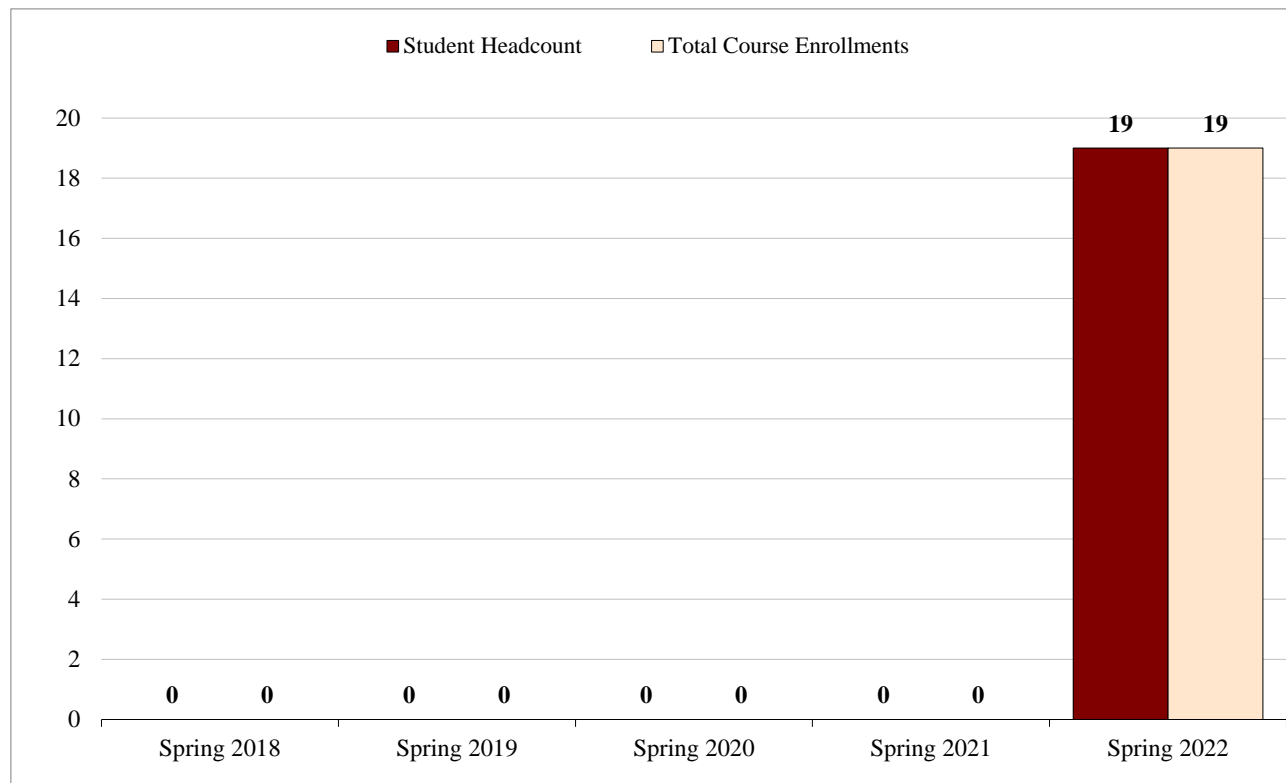
Discipline:

**Lesbian, Gay, Bisexual, Transgender and  
Queer Studies (LGBT)**

| <b><u>TABLE OF CONTENTS</u></b>               | <b><u>PAGE</u></b> |
|---|--------------------|
| Headcount & Enrollment .....                  | 1                  |
| Student Demographics: Gender & Age .....      | 2                  |
| Student Demographics: Race-Ethnicity .....    | 3                  |
| Student Enrollment Status .....               | 4                  |
| Student Unit Load .....                       | 5                  |
| Students Using Distance Education .....       | 6                  |
| Student Educational Goal .....                | 7                  |
| Highest Educational Level of Students .....   | 8                  |
| Student Performance: Grade Distribution ..... | 9                  |
| Student Performance: Distance Education ..... | 10                 |
| Enrollment Management Data .....              | 11-12              |
| Prior Experience in English & Math .....      | 13                 |

## Headcount & Enrollment

| Lesbian, Gay, Bisexual, Transgender and Queer Studies ( LGBT ) |             |             |             |             |             |
|--|-------------|-------------|-------------|-------------|-------------|
|  | Term        |             |             |             |             |
|  | Spring 2018 | Spring 2019 | Spring 2020 | Spring 2021 | Spring 2022 |
| Student Headcount  | —           | —           | —           | —           | 19          |
| Total Course Enrollments                                       | —           | —           | —           | —           | 19          |



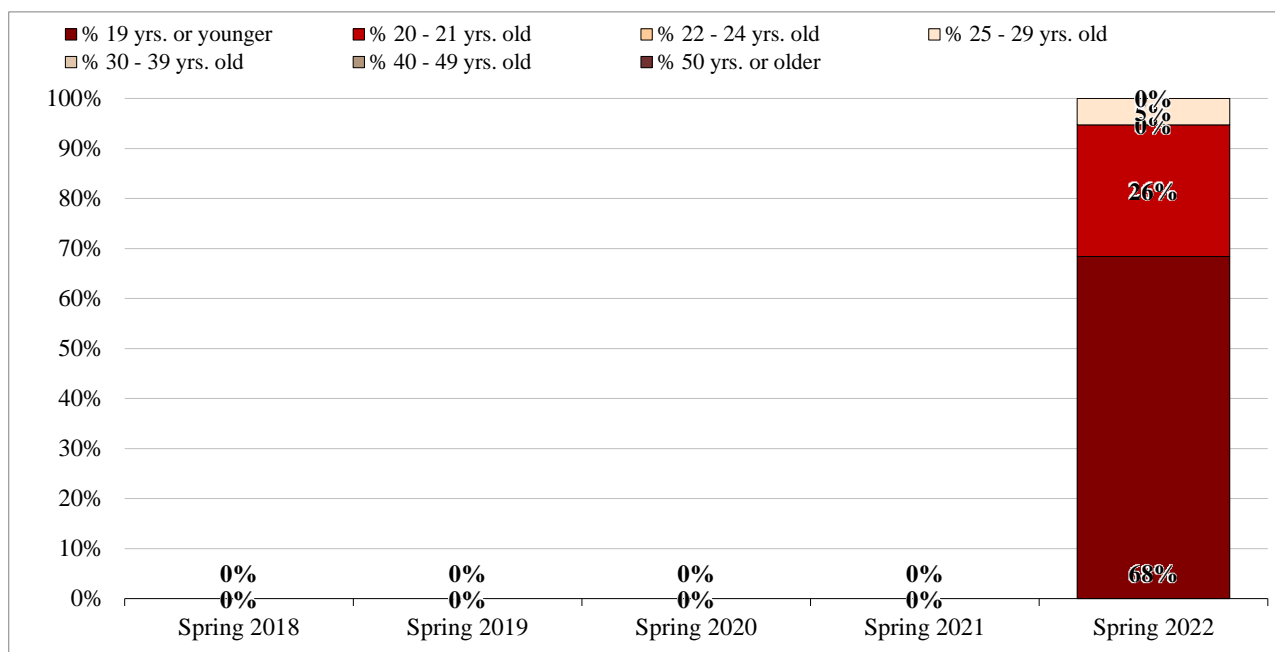
### Definitions:

**Student Headcount** is the unduplicated count of students enrolled in all courses within the discipline.

**Total Course Enrollments** is the sum of all course enrollments (filled seats) within the discipline.

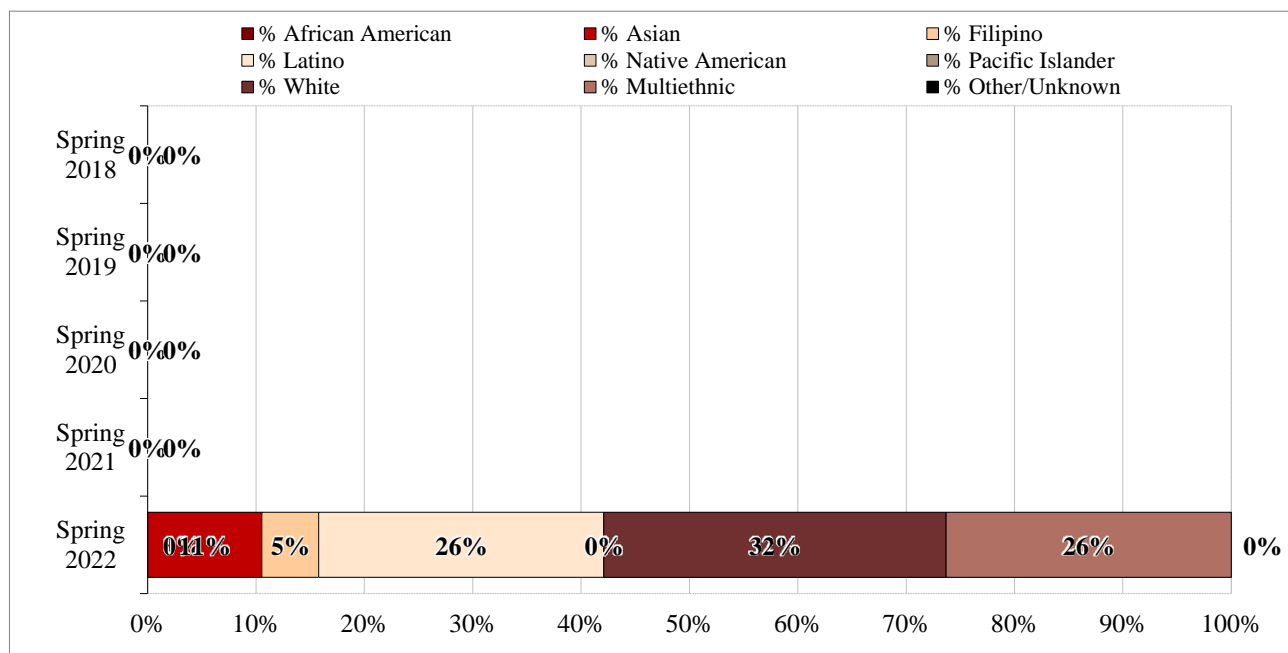
## Student Demographics: Gender & Age

| Lesbian, Gay, Bisexual, Transgender and Queer Studies ( LGBT ) |             |             |             |             |             |
|--|-------------|-------------|-------------|-------------|-------------|
|  | Term        |             |             |             |             |
|  | Spring 2018 | Spring 2019 | Spring 2020 | Spring 2021 | Spring 2022 |
| Female   | —           | —           | —           | —           | 9           |
| Male   | —           | —           | —           | —           | 9           |
| 19 yrs. or younger   | —           | —           | —           | —           | 13          |
| 20-21 yrs. old   | —           | —           | —           | —           | 5           |
| 22-24 yrs. old   | —           | —           | —           | —           | 0           |
| 25-29 yrs. old   | —           | —           | —           | —           | 1           |
| 30-39 yrs. old   | —           | —           | —           | —           | 0           |
| 40-49 yrs. old   | —           | —           | —           | —           | 0           |
| 50 yrs. or older   | —           | —           | —           | —           | 0           |
| % Female   | —           | —           | —           | —           | 50%         |
| % Male   | —           | —           | —           | —           | 50%         |
| % 19 yrs. or younger   | —           | —           | —           | —           | 68%         |
| % 20 - 21 yrs. old   | —           | —           | —           | —           | 26%         |
| % 22 - 24 yrs. old   | —           | —           | —           | —           | 0%          |
| % 25 - 29 yrs. old   | —           | —           | —           | —           | 5%          |
| % 30 - 39 yrs. old   | —           | —           | —           | —           | 0%          |
| % 40 - 49 yrs. old   | —           | —           | —           | —           | 0%          |
| % 50 yrs. or older   | —           | —           | —           | —           | 0%          |



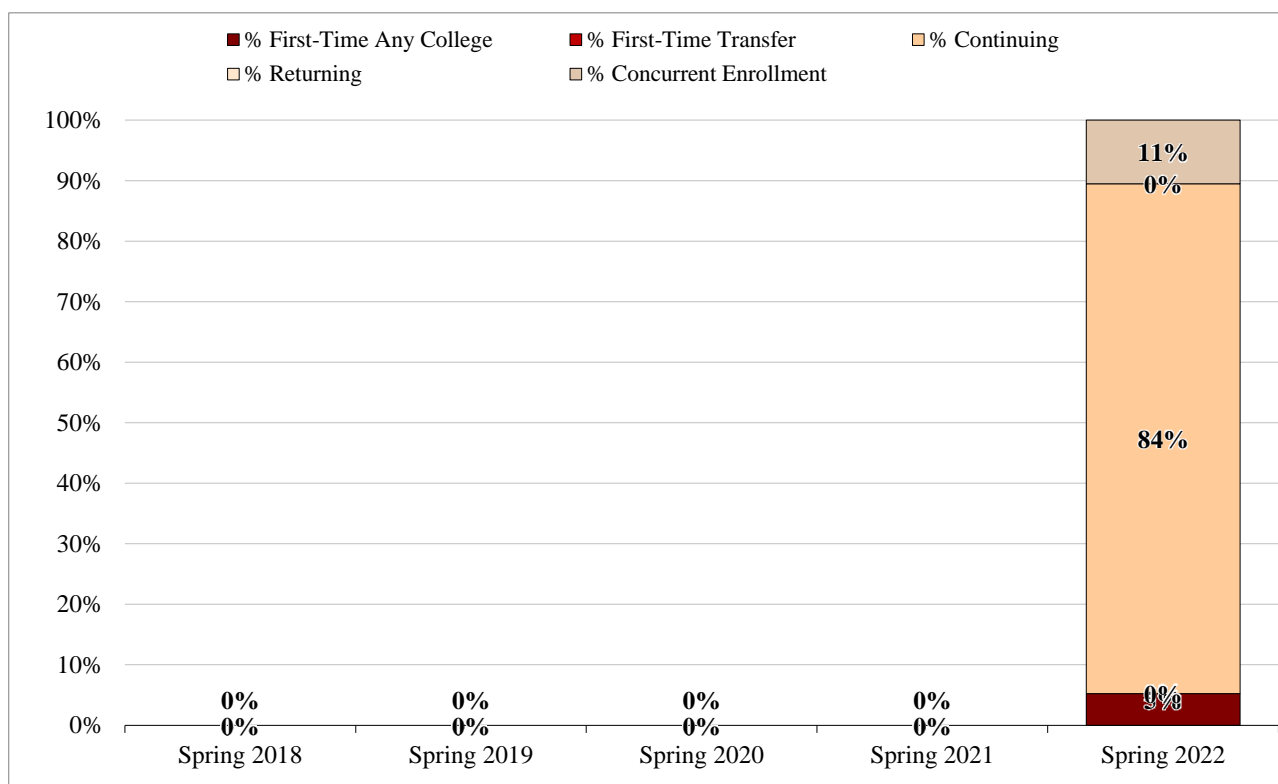
## Student Demographic: Race-Ethnicity

| Lesbian, Gay, Bisexual, Transgender and Queer Studies ( LGBT ) |             |             |             |             |             |
|--|-------------|-------------|-------------|-------------|-------------|
|  | Term        |             |             |             |             |
|  | Spring 2018 | Spring 2019 | Spring 2020 | Spring 2021 | Spring 2022 |
| African American   | —           | —           | —           | —           | 0           |
| Asian  | —           | —           | —           | —           | 2           |
| Filipino   | —           | —           | —           | —           | 1           |
| Latino   | —           | —           | —           | —           | 5           |
| Native American  | —           | —           | —           | —           | 0           |
| Pacific Islander   | —           | —           | —           | —           | 0           |
| White  | —           | —           | —           | —           | 6           |
| Multiethnic  | —           | —           | —           | —           | 5           |
| Other/Unknown  | —           | —           | —           | —           | 0           |
| % African American   | —           | —           | —           | —           | 0%          |
| % Asian  | —           | —           | —           | —           | 11%         |
| % Filipino   | —           | —           | —           | —           | 5%          |
| % Latino   | —           | —           | —           | —           | 26%         |
| % Native American  | —           | —           | —           | —           | 0%          |
| % Pacific Islander   | —           | —           | —           | —           | 0%          |
| % White  | —           | —           | —           | —           | 32%         |
| % Multiethnic  | —           | —           | —           | —           | 26%         |
| % Other/Unknown  | —           | —           | —           | —           | 0%          |



## Student Enrollment Status

| Lesbian, Gay, Bisexual, Transgender and Queer Studies ( LGBT ) |             |             |             |             |             |
|--|-------------|-------------|-------------|-------------|-------------|
|  | Term        |             |             |             |             |
|  | Spring 2018 | Spring 2019 | Spring 2020 | Spring 2021 | Spring 2022 |
| First-Time Any College   | —           | —           | —           | —           | 1           |
| First-Time Transfer  | —           | —           | —           | —           | 0           |
| Continuing   | —           | —           | —           | —           | 16          |
| Returning  | —           | —           | —           | —           | 0           |
| Concurrent Enrollment  | —           | —           | —           | —           | 2           |
| % First-Time Any College                                       | —           | —           | —           | —           | 5%          |
| % First-Time Transfer  | —           | —           | —           | —           | 0%          |
| % Continuing   | —           | —           | —           | —           | 84%         |
| % Returning  | —           | —           | —           | —           | 0%          |
| % Concurrent Enrollment  | —           | —           | —           | —           | 11%         |



### Definitions:

**First-Time Any College:** Students enrolled in college for the first time.

**First-Time Transfer:** Students transferring to LPC in the current semester from another community college or university.

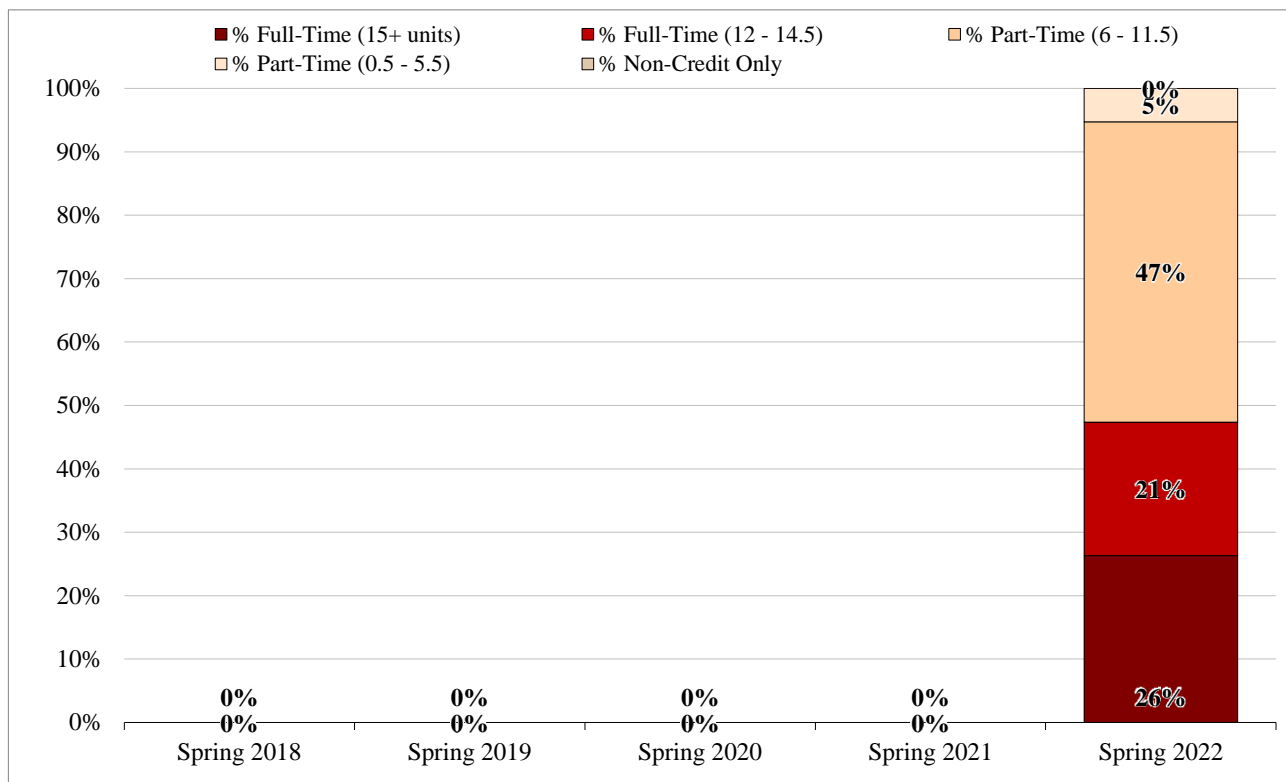
**Continuing:** Students enrolled in the current semester and were enrolled in the previous primary term. Primary terms are Fall and Spring.

**Returning:** Students enrolled at LPC after an absence of one or more primary terms from the District.

**Concurrent Enrollment:** A special admit student currently enrolled in K-12.

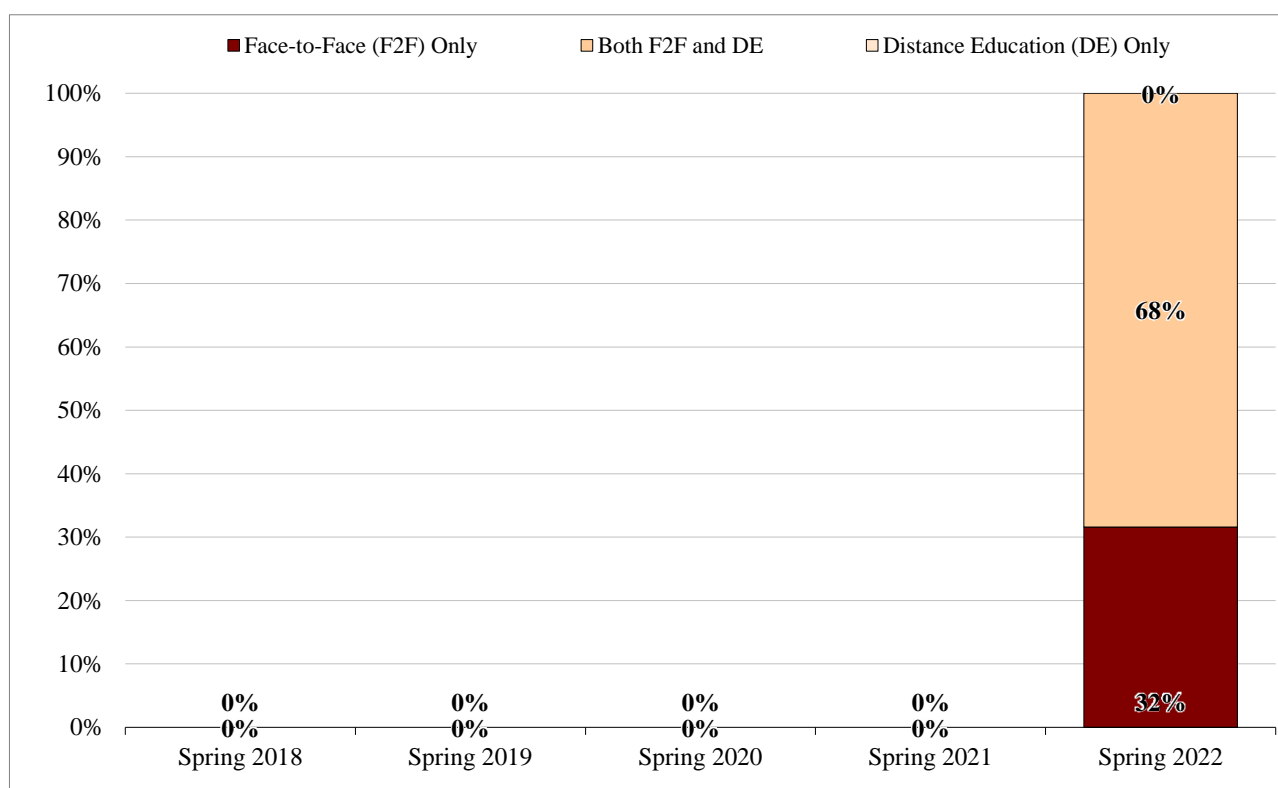
## Student Unit Load

| Lesbian, Gay, Bisexual, Transgender and Queer Studies ( LGBT ) |             |             |             |             |             |
|--|-------------|-------------|-------------|-------------|-------------|
|  | Term        |             |             |             |             |
|  | Spring 2018 | Spring 2019 | Spring 2020 | Spring 2021 | Spring 2022 |
| Full-Time (15+ units)  | —           | —           | —           | —           | 5           |
| Full-Time (12 - 14.5)  | —           | —           | —           | —           | 4           |
| Part-Time (6 - 11.5)   | —           | —           | —           | —           | 9           |
| Part-Time (0.5 - 5.5)  | —           | —           | —           | —           | 1           |
| Non-Credit Only  | —           | —           | —           | —           | 0           |
| % Full-Time (15+ units)  | —           | —           | —           | —           | 26%         |
| % Full-Time (12 - 14.5)  | —           | —           | —           | —           | 21%         |
| % Part-Time (6 - 11.5)   | —           | —           | —           | —           | 47%         |
| % Part-Time (0.5 - 5.5)  | —           | —           | —           | —           | 5%          |
| % Non-Credit Only  | —           | —           | —           | —           | 0%          |



## Students Using Distance Education

| Lesbian, Gay, Bisexual, Transgender and Queer Studies ( LGBT ) |             |             |             |             |             |
|--|-------------|-------------|-------------|-------------|-------------|
| <i>(Categories reflect college-wide coursework)</i>            | Term        |             |             |             |             |
|  | Spring 2018 | Spring 2019 | Spring 2020 | Spring 2021 | Spring 2022 |
| Face-to-Face (F2F) Only  | —           | —           | —           | —           | 6           |
| Both F2F and DE  | —           | —           | —           | —           | 13          |
| Distance Education (DE) Only                                   | —           | —           | —           | —           | 0           |
| % Face-to-Face (F2F) Only                                      | —           | —           | —           | —           | 32%         |
| % Both F2F and DE  | —           | —           | —           | —           | 68%         |
| % Distance Education (DE) Only                                 | —           | —           | —           | —           | 0%          |



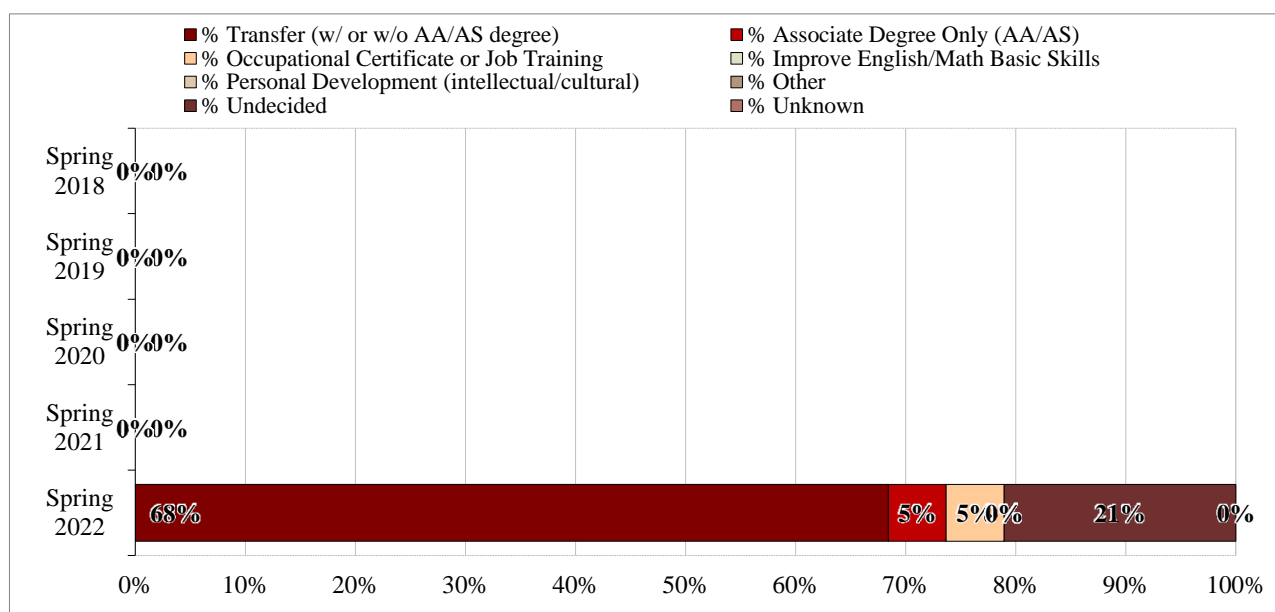
### Definitions:

**Distance Education (DE)** includes enrollments in courses with section numbers designated as courses with 51% or more of instruction delivered online.

Due to the COVID-19 pandemic, 2020-21 DE courses were distinguished through provisional designations.

## Student Educational Goal

| Lesbian, Gay, Bisexual, Transgender and Queer Studies ( LGBT ) |             |             |             |             |             |
|--|-------------|-------------|-------------|-------------|-------------|
|  | Term        |             |             |             |             |
|  | Spring 2018 | Spring 2019 | Spring 2020 | Spring 2021 | Spring 2022 |
| Transfer (w/ or w/o AA/AS degree)                              | —           | —           | —           | —           | 13          |
| Associate Degree Only (AA/AS)                                  | —           | —           | —           | —           | 1           |
| Occupational Certificate or Job Training                       | —           | —           | —           | —           | 1           |
| Improve English/Math Basic Skills                              | —           | —           | —           | —           | 0           |
| Personal Development (intellectual/cultural)                   | —           | —           | —           | —           | 0           |
| Other  | —           | —           | —           | —           | 0           |
| Undecided  | —           | —           | —           | —           | 4           |
| Unknown  | —           | —           | —           | —           | 0           |
| % Transfer (w/ or w/o AA/AS degree)                            | —           | —           | —           | —           | 68%         |
| % Associate Degree Only (AA/AS)                                | —           | —           | —           | —           | 5%          |
| % Occupational Certificate or Job Training                     | —           | —           | —           | —           | 5%          |
| % Improve English/Math Basic Skills                            | —           | —           | —           | —           | 0%          |
| % Personal Development (intellectual/cultural)                 | —           | —           | —           | —           | 0%          |
| % Other  | —           | —           | —           | —           | 0%          |
| % Undecided  | —           | —           | —           | —           | 21%         |
| % Unknown  | —           | —           | —           | —           | 0%          |



### Definitions:

**Transfer:** Students who want to transfer to a 4-year university. Includes students enrolled in 4-year institutions completing requirements at LPC.

**Occupational Certificate/Job Training:** Acquire job skills, explore career interests, earn a certificate, or maintain a certificate/license.

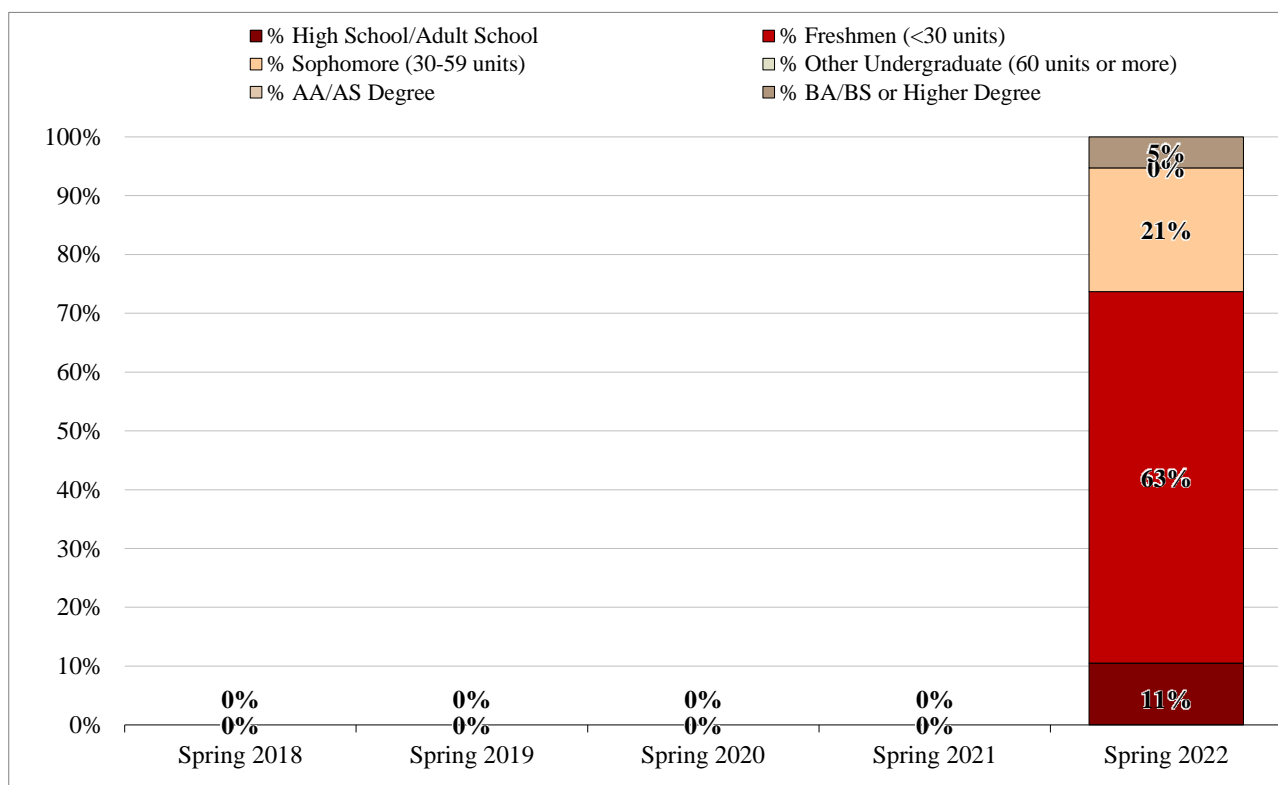
**Personal Development:** Students taking courses for intellectual and/or cultural development.

**Other:** Students completing diploma/GED requirements or moving from non-credit to credit courses. Data from admission application.



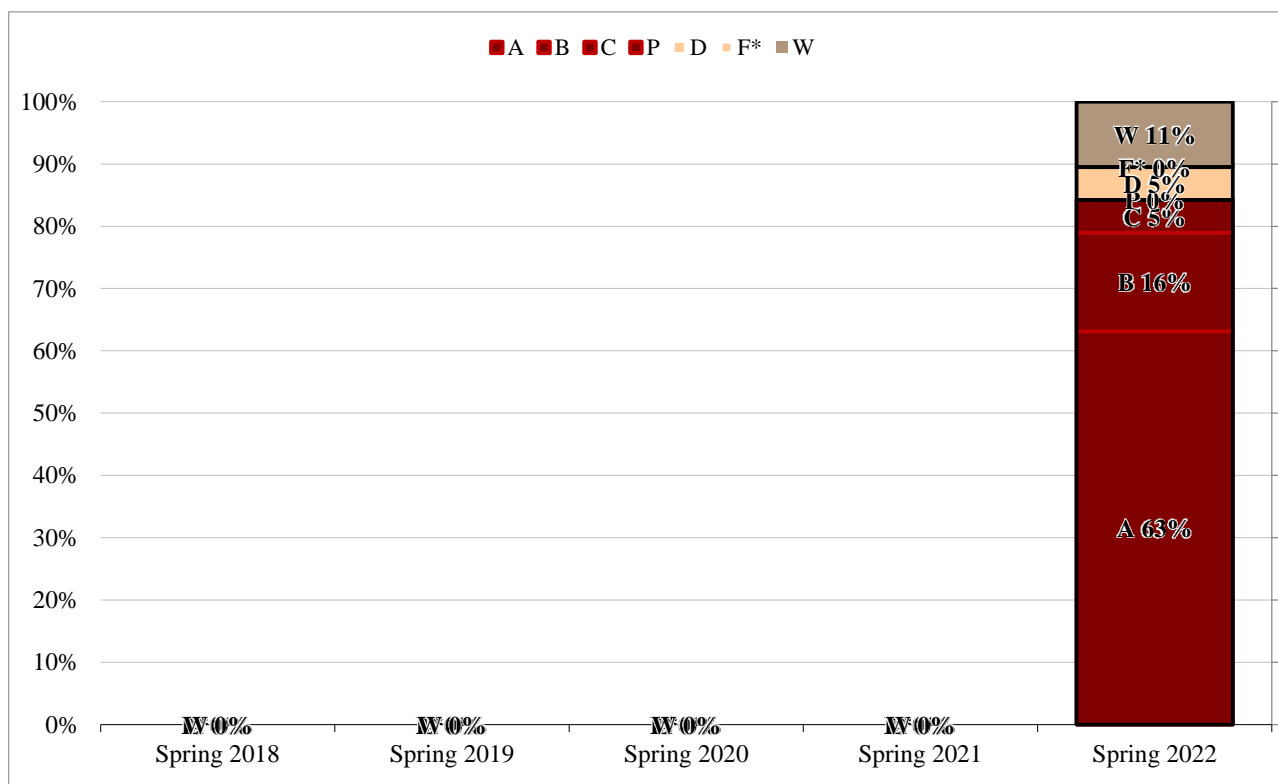
## Highest Educational Level of Students

| Lesbian, Gay, Bisexual, Transgender and Queer Studies ( LGBT ) |             |             |             |             |             |
|--|-------------|-------------|-------------|-------------|-------------|
|  | Term        |             |             |             |             |
|  | Spring 2018 | Spring 2019 | Spring 2020 | Spring 2021 | Spring 2022 |
| High School/Adult School                                       | —           | —           | —           | —           | 2           |
| Freshmen (<30 units)   | —           | —           | —           | —           | 12          |
| Sophomore (30-59 units)  | —           | —           | —           | —           | 4           |
| Other Undergraduate (60 units or more)                         | —           | —           | —           | —           | 0           |
| AA/AS Degree   | —           | —           | —           | —           | 0           |
| BA/BS or Higher Degree   | —           | —           | —           | —           | 1           |
| % High School/Adult School                                     | —           | —           | —           | —           | 11%         |
| % Freshmen (<30 units)   | —           | —           | —           | —           | 63%         |
| % Sophomore (30-59 units)                                      | —           | —           | —           | —           | 21%         |
| % Other Undergraduate (60 units or more)                       | —           | —           | —           | —           | 0%          |
| % AA/AS Degree   | —           | —           | —           | —           | 0%          |
| % BA/BS or Higher Degree                                       | —           | —           | —           | —           | 5%          |



## Student Performance: Grade Distribution

| Lesbian, Gay, Bisexual, Transgender and Queer Studies ( LGBT ) |             |             |             |             |             |
|--|-------------|-------------|-------------|-------------|-------------|
|  | Term        |             |             |             |             |
|  | Spring 2018 | Spring 2019 | Spring 2020 | Spring 2021 | Spring 2022 |
| <b>Total Course Enrollments</b>                                | —           | —           | —           | —           | <b>19</b>   |
| <b>Course Success Rates</b>                                    | —           | —           | —           | —           | <b>84%</b>  |
| A  | —           | —           | —           | —           | 63%         |
| B  | —           | —           | —           | —           | 16%         |
| C  | —           | —           | —           | —           | 5%          |
| P  | —           | —           | —           | —           | 0%          |
| <b>Course Non-Success Rate</b>                                 | —           | —           | —           | —           | <b>5%</b>   |
| D  | —           | —           | —           | —           | 5%          |
| F*   | —           | —           | —           | —           | 0%          |
| <b>Withdrawals (See Note)</b>                                  | —           | —           | —           | —           | <b>11%</b>  |



### Definitions:

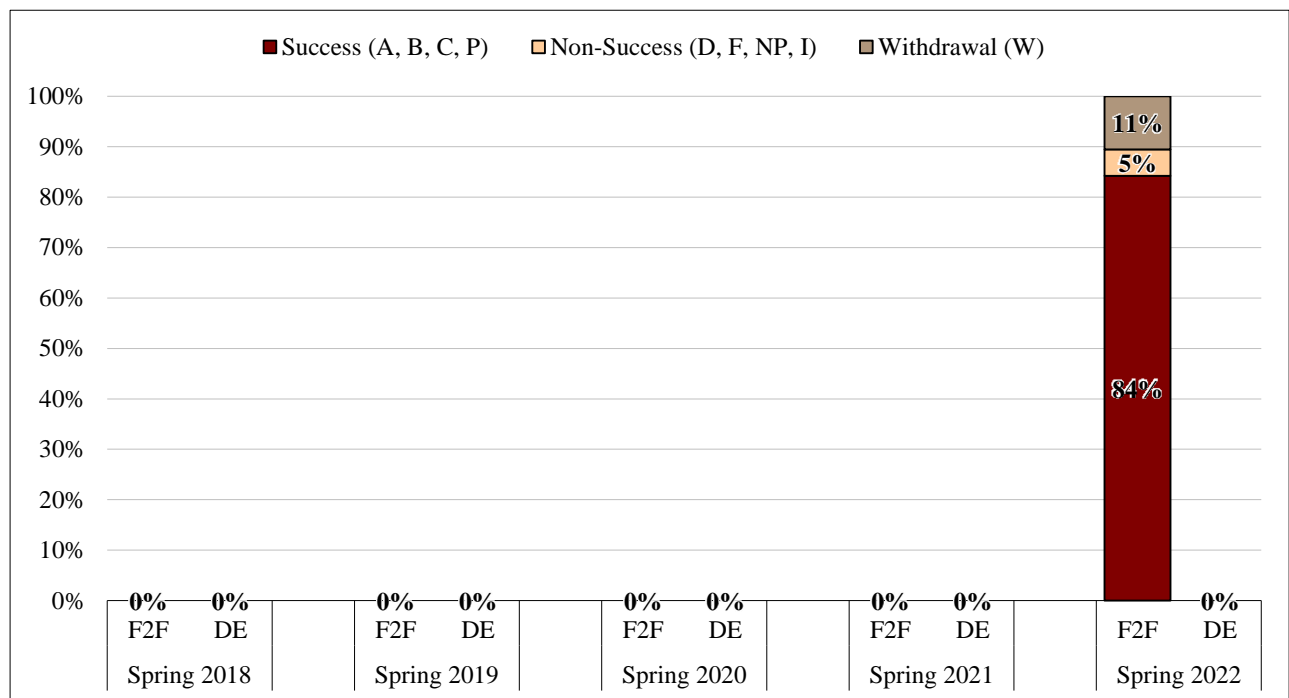
**Course Success Rate:** Share of course enrollments resulting in a passing grade ('A', 'B', 'C', 'P', 'NCA', 'NCB', 'NCC', or 'NCP').

**Course Non-Success Rate:** Share of course enrollments resulting in a grade of 'D' or F\* (includes: 'F', 'NP', 'T', 'NCD', 'NCF', or 'NCNP').

**Withdrawals** are the share of course enrollments resulting in (1) a grade notation of 'W', 'MW', or 'EW', or, (2) a course dropped due to COVID-19.

## Student Performance: Distance Education

| Lesbian, Gay, Bisexual, Transgender and Queer Studies ( LGBT ) |             |             |             |             |             |
|--|-------------|-------------|-------------|-------------|-------------|
|  | Term        |             |             |             |             |
|  | Spring 2018 | Spring 2019 | Spring 2020 | Spring 2021 | Spring 2022 |
| <b>Total Course Enrollments</b>                                | —           | —           | —           | —           | <b>19</b>   |
| <b>Face-to-Face (F2F) Sections</b>                             | —           | —           | —           | —           | <b>19</b>   |
| Success Rates  | —           | —           | —           | —           | 84%         |
| Non-Success Rates  | —           | —           | —           | —           | 5%          |
| Withdrawals  | —           | —           | —           | —           | 11%         |
| <b>Distance Education (DE) Sections</b>                        | —           | —           | —           | —           | —           |
| Success Rates  | —           | —           | —           | —           | —           |
| Non-Success Rates  | —           | —           | —           | —           | —           |
| Withdrawals  | —           | —           | —           | —           | —           |



### Definitions:

**Course Success Rate:** Share of course enrollments resulting in a passing grade ('A', 'B', 'C', 'P', 'NCA', 'NCB', 'NCC', or 'NCP').

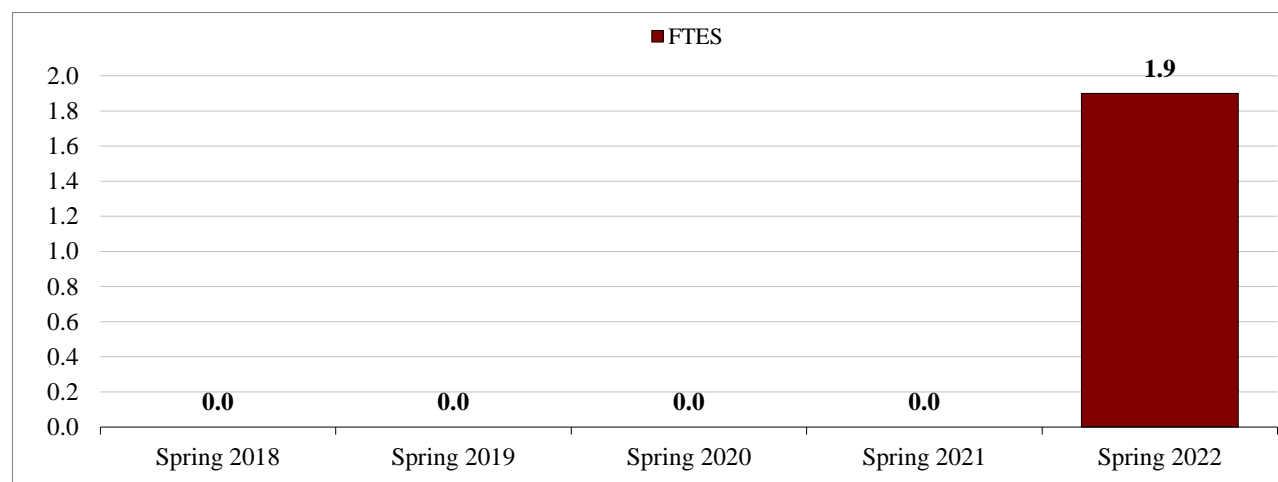
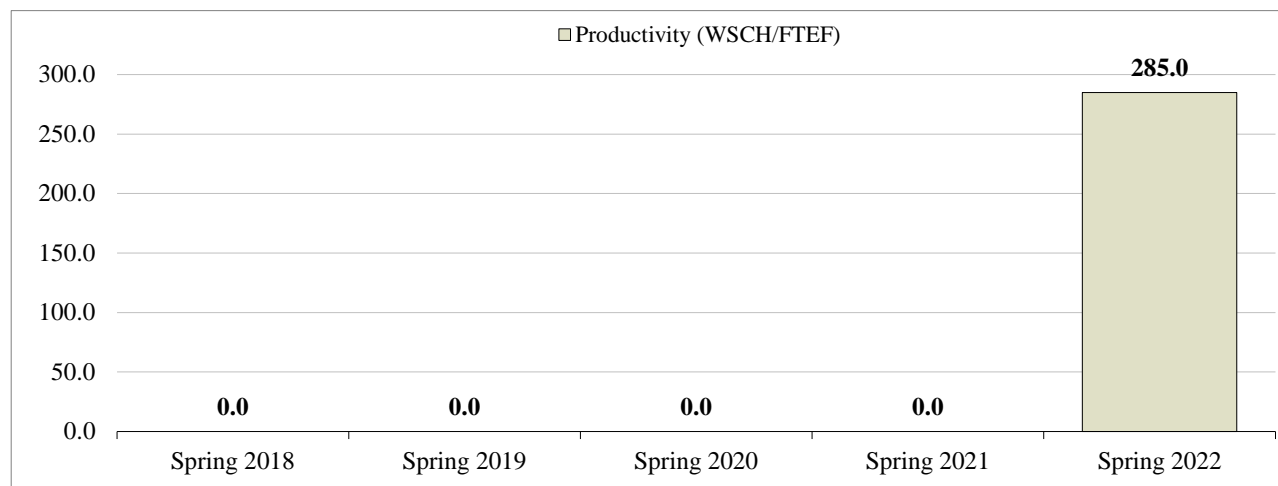
**Course Non-Success Rate:** Share of course enrollments resulting in a grade of 'D', 'F', 'NP', 'T', 'NCD', 'NCF', or 'NCNP'.

**Withdrawals** are the share of course enrollments resulting in (1) a grade notation of 'W', 'MW', or 'EW', or, (2) a course dropped due to COVID-19.

**Distance Education (DE)** includes enrollments in course sections that begin with 'DE', 'HD', 'LD' and 'LO'. In 2020-21, due to the COVID-19 pandemic, DE sections were distinguished through provisional designations.

## Enrollment Management: Part 1

| Lesbian, Gay, Bisexual, Transgender and Queer Studies ( LGBT ) |             |             |             |             |             |
|--|-------------|-------------|-------------|-------------|-------------|
|  | Term        |             |             |             |             |
|  | Spring 2018 | Spring 2019 | Spring 2020 | Spring 2021 | Spring 2022 |
| WSCH   | —           | —           | —           | —           | 57          |
| FTES   | —           | —           | —           | —           | 1.9         |
| FTEF   | —           | —           | —           | —           | 0.2         |
| Productivity (WSCH/FTEF)                                       | —           | —           | —           | —           | 285.0       |



### Definitions:

**WSCH** is the total Weekly Student Contact Hours resulting from all enrollment within the discipline.

**FTES** is the total Full Time Equivalent Student value resulting from all enrollment within the discipline.

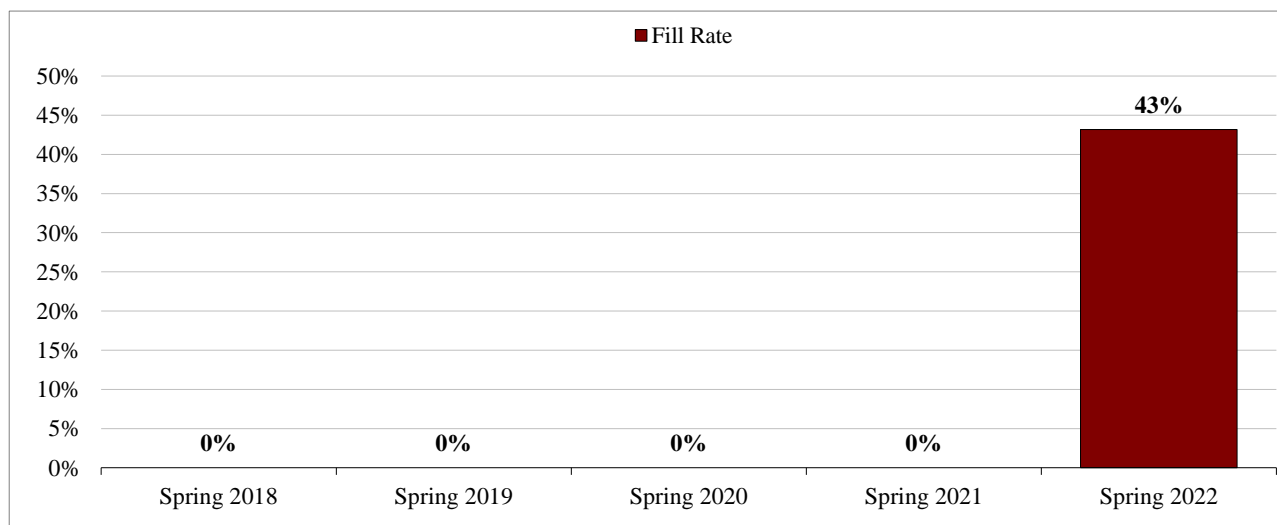
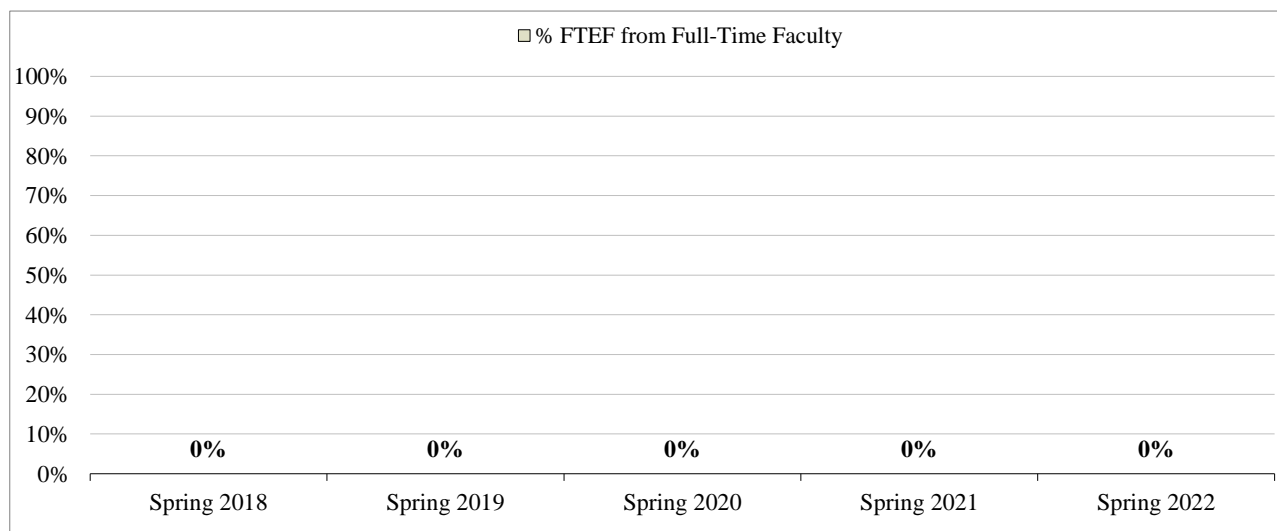
**FTEF** is the Full Time Equivalent Faculty associated with the discipline's course offerings for that semester.

**Productivity** is the ratio of WSCH to FTEF and a standard measure of discipline efficiency.

**Note:** Enrollment Management data are of all courses accounted except NTUT / TUTR 200; latest data accessed on 7/20/21.

## Enrollment Management: Part 2

| Lesbian, Gay, Bisexual, Transgender and Queer Studies ( LGBT ) |             |             |             |             |             |
|--|-------------|-------------|-------------|-------------|-------------|
|  | Term        |             |             |             |             |
|  | Spring 2018 | Spring 2019 | Spring 2020 | Spring 2021 | Spring 2022 |
| FTEF from Full-Time Faculty                                    | —           | —           | —           | —           | 0.0         |
| % FTEF from Full-Time Faculty                                  | —           | —           | —           | —           | 0%          |
| Enrollments  | —           | —           | —           | —           | 19          |
| Capacity (seats available)                                     | —           | —           | —           | —           | 44          |
| Fill Rate  | —           | —           | —           | —           | 43%         |


**Definitions:**

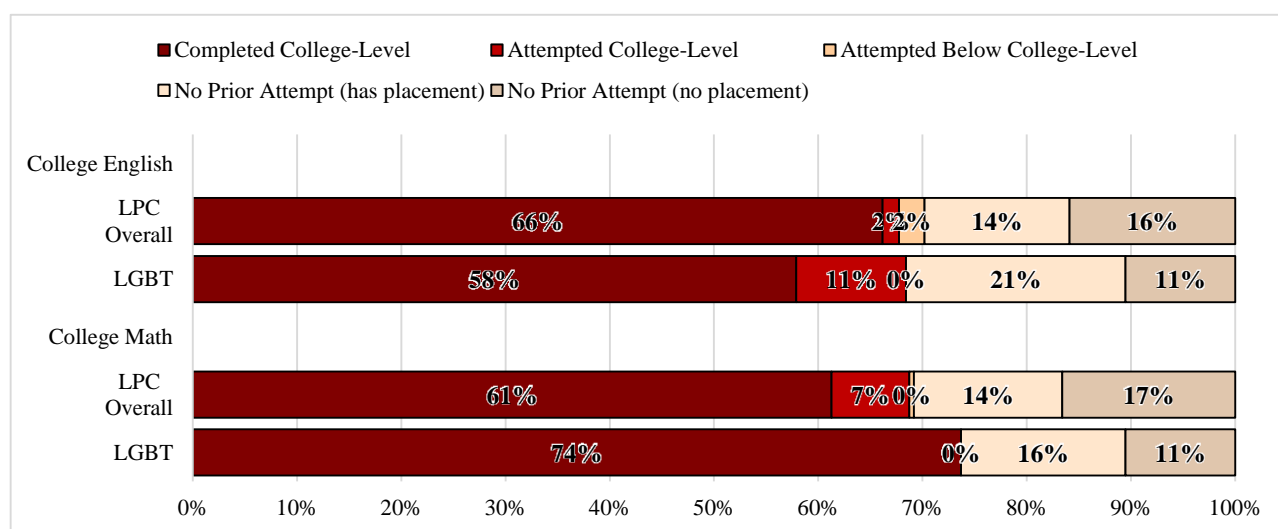
**Fill Rate** is number of enrollments over the total capacity (seats available).

**% FTEF from Full-time Faculty** is the FTEF generated by full-time faculty as load (i.e., excluding overload) divided by the total FTEF.

**Note:** Enrollment Management data are of all courses accounted except NTUT / TUTR 200; latest data accessed on 7/20/21.

## Prior Experience in English & Math

|                                  | Spring 2022 |     |             |     |
|----------------------------------|-------------|-----|-------------|-----|
|                                  | LGBT        |     | LPC Overall |     |
|                                  | Num         | Pct | Num         | Pct |
| <b>College English</b>           |             |     |             |     |
| Completed College-level          | 11          | 58% | 4,022       | 61% |
| Attempted College-level          | 2           | 11% | 490         | 7%  |
| Attempted Below College-level    | 0           | 0%  | 30          | 0%  |
| No Prior Attempt (has placement) | 4           | 21% | 934         | 14% |
| No Prior Attempt (no placement)  | 2           | 11% | 1,089       | 17% |
| <b>College Math</b>              |             |     |             |     |
| Completed College-level          | 14          | 74% | 4,345       | 66% |
| Attempted College-level          | 0           | 0%  | 103         | 2%  |
| Attempted Below College-level    | 0           | 0%  | 160         | 2%  |
| No Prior Attempt (has placement) | 3           | 16% | 914         | 14% |
| No Prior Attempt (no placement)  | 2           | 11% | 1,043       | 16% |



### Definitions:

**College English: Completed College-level** = successfully completed ENG 1A, 1AEX, or attempted transfer level, or has earned at least an Associates degree.

**Attempted College-level** = attempted ENG 1A or 1AEX but has not successfully completed prior to indicated term.

**Attempted Below College-level** = attempted ENG 102, 104, 105, 100A, 100B, NENG 204, or ESL 25 prior to indicated term.

**No Prior Attempt (has placement)** = no previous English enrollments within the sequence but has used a placement tool.

**No Prior Attempt (no placement)** = no previous English enrollments within the sequence and did not utilize a placement tool.

### College Math:

**Completed College-level** = successfully completed MATH 55, 50, NMAT 255 or 250, or attempted transfer level, or has earned at least an Associates degree.

**Attempted College-level** = attempted MATH 55, 50, NMAT 255 or 250 but has not successfully completed prior to indicated term.

**Attempted Below College-level** = attempted MATH 110, 107, NMAT 210 or 207 prior to indicated term.

**No Prior Attempt (has placement)** = no previous Math enrollments within the sequence but has used a placement tool.

**No Prior Attempt (no placement)** = no previous Math enrollments within the sequence and did not utilize a placement tool.