



Las Positas College

**Discipline Program Review Data Packet**

Spring 2017 to Spring 2021

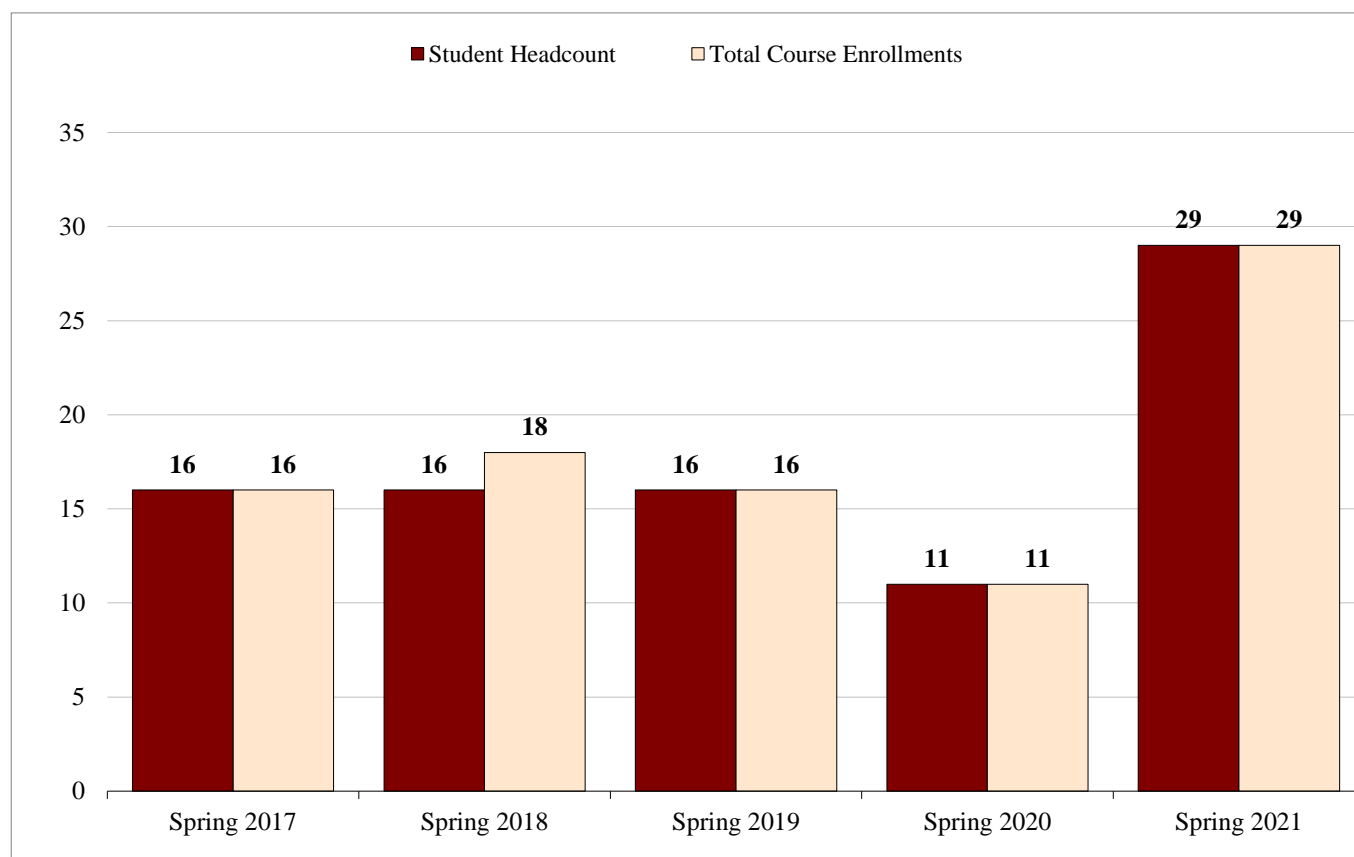
Discipline:

**French (FREN)**

<b><u>TABLE OF CONTENTS</u></b>	<b><u>PAGE</u></b>
Headcount & Enrollment .....	1
Student Demographics: Gender & Age .....	2
Student Demographics: Race-Ethnicity .....	3
Student Enrollment Status .....	4
Student Unit Load .....	5
Students Using Distance Education .....	6
Student Educational Goal .....	7
Highest Educational Level of Students .....	8
Student Performance: Grade Distribution .....	9
Student Performance: Distance Education .....	10
Enrollment Management Data .....	11-12
Prior Experience in English & Math .....	13

## Headcount & Enrollment

French ( FREN )					
	Term				
	Spring 2017	Spring 2018	Spring 2019	Spring 2020	Spring 2021
Student Headcount	16	16	16	11	29
Total Course Enrollments	16	18	16	11	29



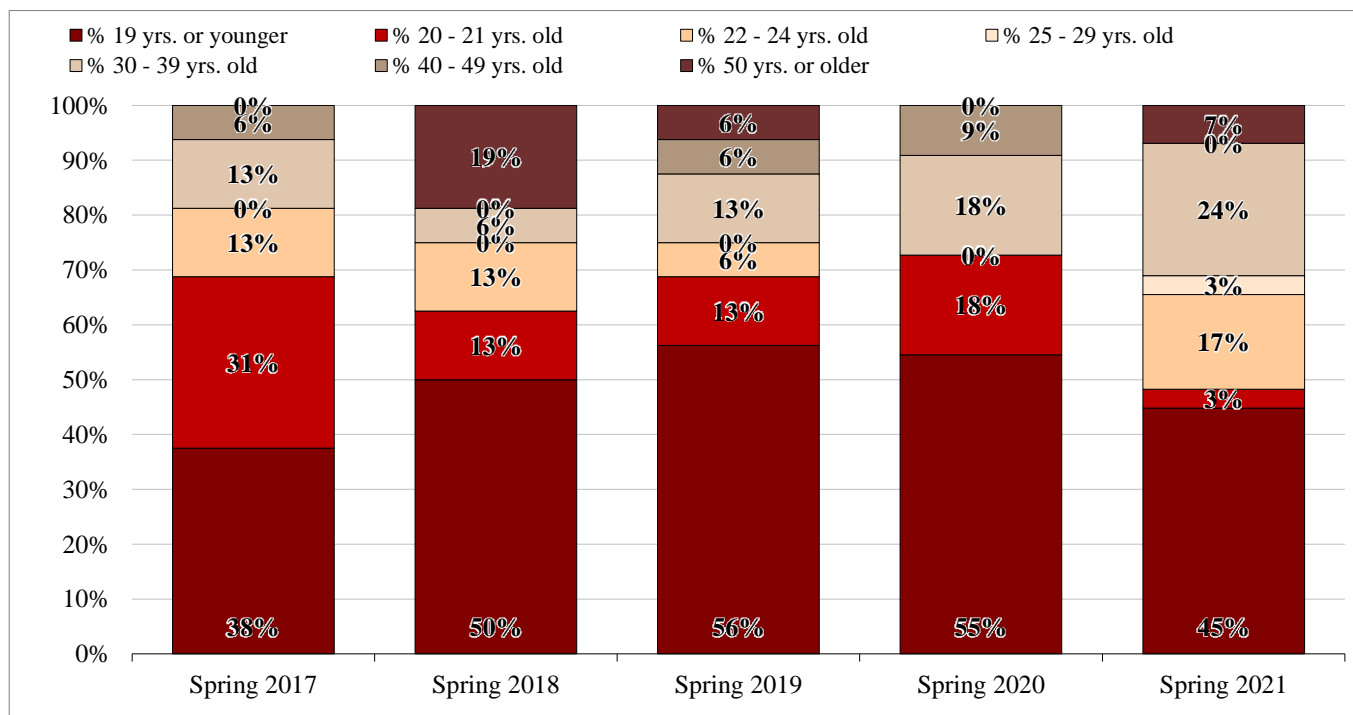
### Definitions:

**Student Headcount** is the unduplicated count of students enrolled in all courses within the discipline.

**Total Course Enrollments** is the sum of all course enrollments (filled seats) within the discipline.

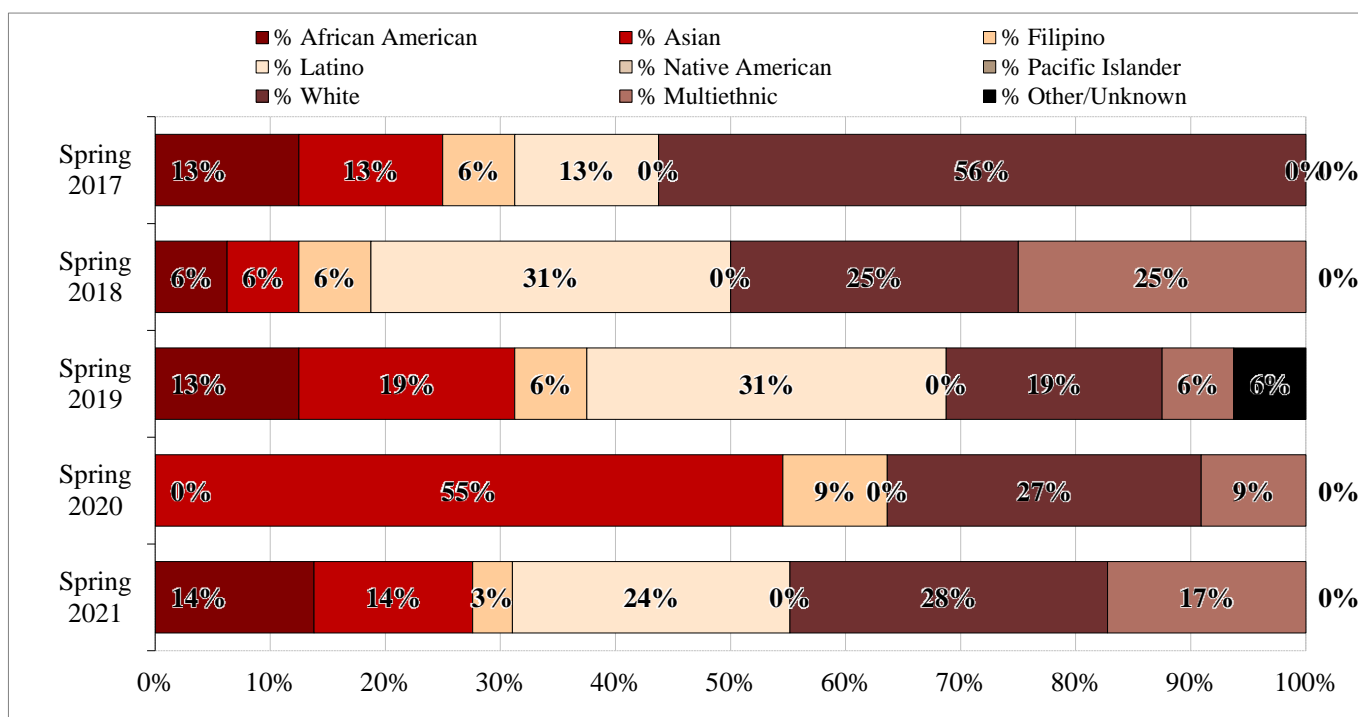
## Student Demographics: Gender & Age

French ( FREN )					
	Term				
	Spring 2017	Spring 2018	Spring 2019	Spring 2020	Spring 2021
Female	10	9	11	7	18
Male	6	6	5	4	11
19 yrs. or younger	6	8	9	6	13
20-21 yrs. old	5	2	2	2	1
22-24 yrs. old	2	2	1	0	5
25-29 yrs. old	0	0	0	0	1
30-39 yrs. old	2	1	2	2	7
40-49 yrs. old	1	0	1	1	0
50 yrs. or older	0	3	1	0	2
% Female	63%	60%	69%	64%	62%
% Male	38%	40%	31%	36%	38%
% 19 yrs. or younger	38%	50%	56%	55%	45%
% 20 - 21 yrs. old	31%	13%	13%	18%	3%
% 22 - 24 yrs. old	13%	13%	6%	0%	17%
% 25 - 29 yrs. old	0%	0%	0%	0%	3%
% 30 - 39 yrs. old	13%	6%	13%	18%	24%
% 40 - 49 yrs. old	6%	0%	6%	9%	0%
% 50 yrs. or older	0%	19%	6%	0%	7%



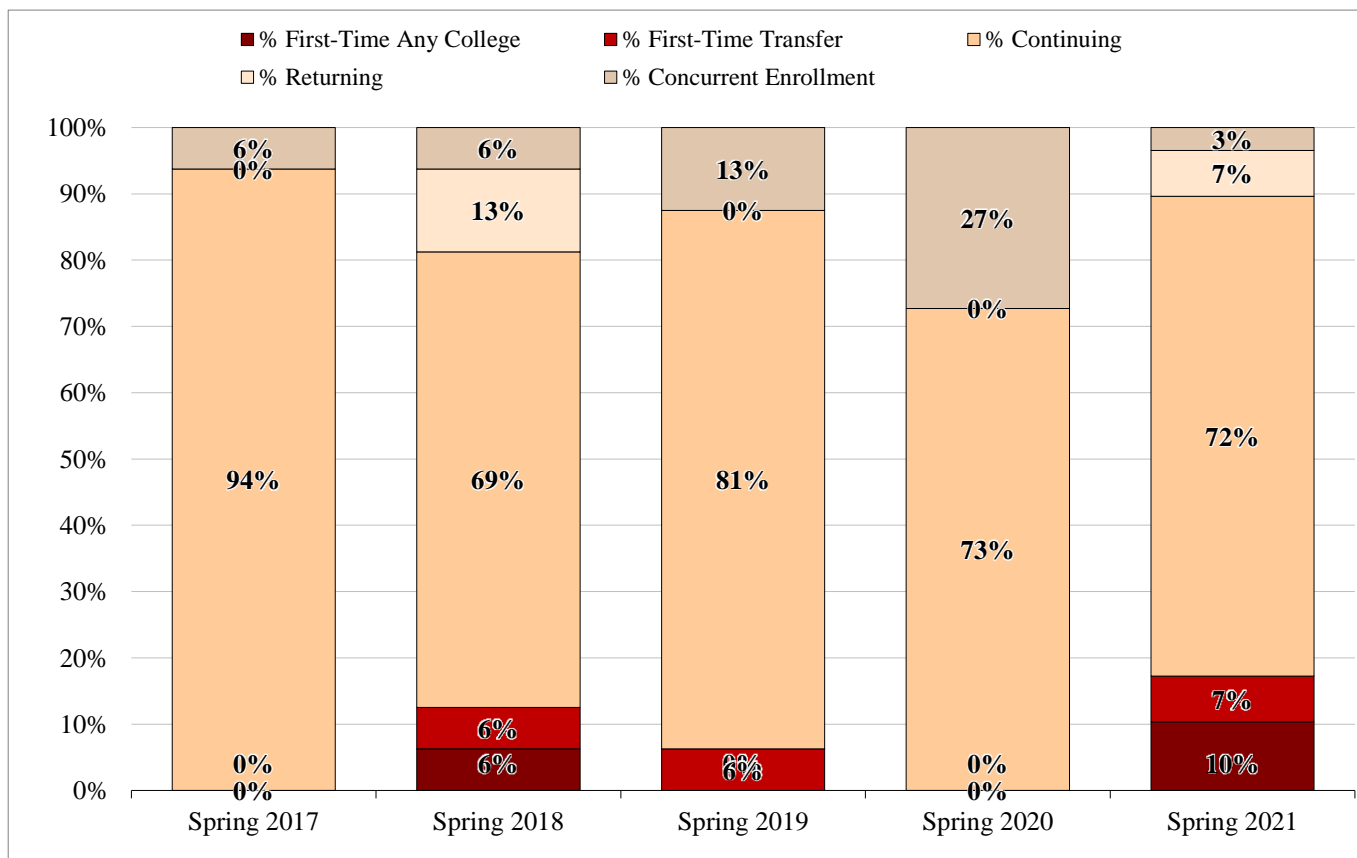
### Student Demographic: Race-Ethnicity

French ( FREN )					
	Term				
	Spring 2017	Spring 2018	Spring 2019	Spring 2020	Spring 2021
African American	2	1	2	0	4
Asian	2	1	3	6	4
Filipino	1	1	1	1	1
Latino	2	5	5	0	7
Native American	0	0	0	0	0
Pacific Islander	0	0	0	0	0
White	9	4	3	3	8
Multiethnic	0	4	1	1	5
Other/Unknown	0	0	1	0	0
% African American	13%	6%	13%	0%	14%
% Asian	13%	6%	19%	55%	14%
% Filipino	6%	6%	6%	9%	3%
% Latino	13%	31%	31%	0%	24%
% Native American	0%	0%	0%	0%	0%
% Pacific Islander	0%	0%	0%	0%	0%
% White	56%	25%	19%	27%	28%
% Multiethnic	0%	25%	6%	9%	17%
% Other/Unknown	0%	0%	6%	0%	0%



## Student Enrollment Status

French ( FREN )					
	Term				
	Spring 2017	Spring 2018	Spring 2019	Spring 2020	Spring 2021
First-Time Any College	0	1	0	0	3
First-Time Transfer	0	1	1	0	2
Continuing	15	11	13	8	21
Returning	0	2	0	0	2
Concurrent Enrollment	1	1	2	3	1
% First-Time Any College	0%	6%	0%	0%	10%
% First-Time Transfer	0%	6%	6%	0%	7%
% Continuing	94%	69%	81%	73%	72%
% Returning	0%	13%	0%	0%	7%
% Concurrent Enrollment	6%	6%	13%	27%	3%



### Definitions:

**First-Time Any College:** Students enrolled in college for the first time.

**First-Time Transfer:** Students transferring to LPC in the current semester from another community college or university.

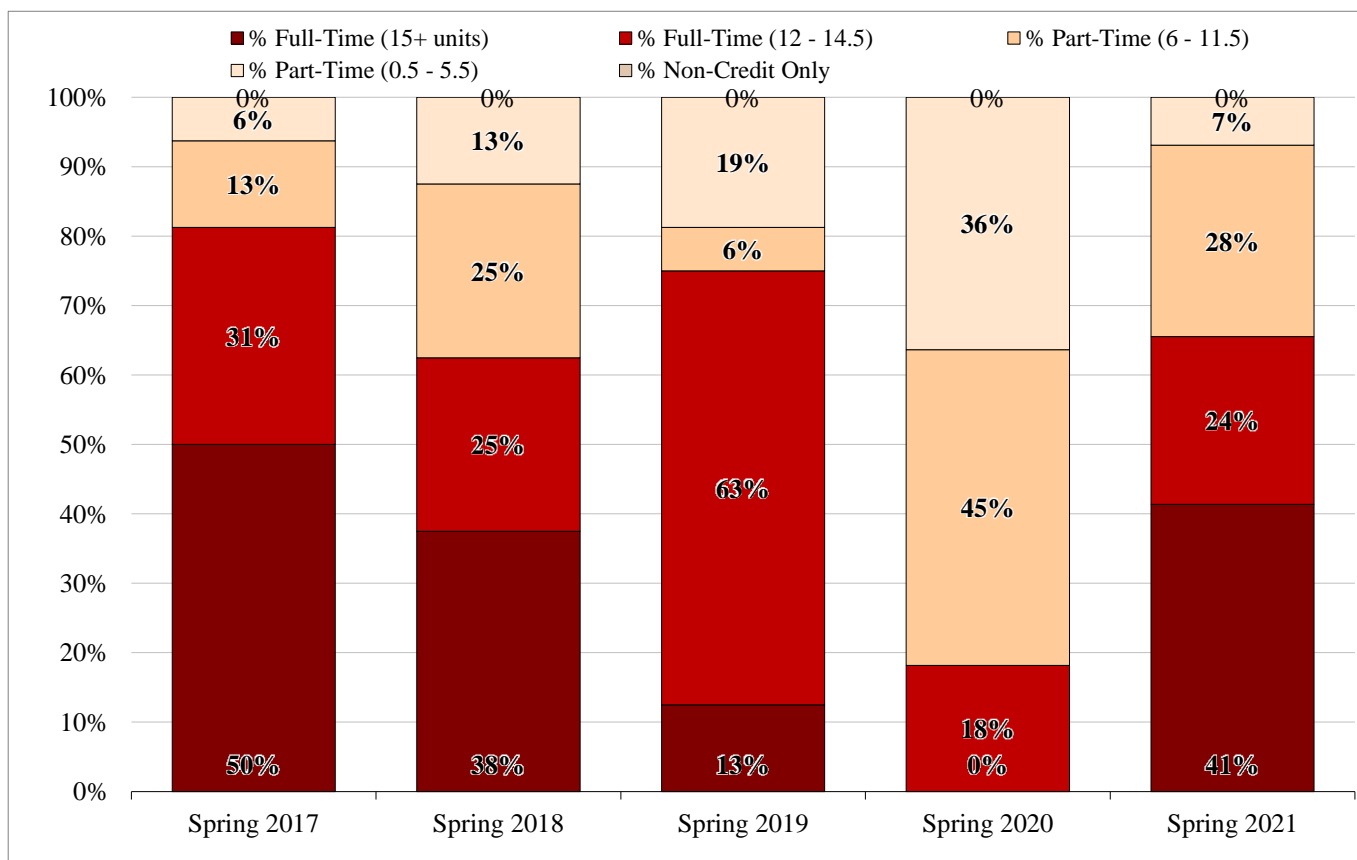
**Continuing:** Students enrolled in the current semester and were enrolled in the previous primary term. Primary terms are Fall and Spring.

**Returning:** Students enrolled at LPC after an absence of one or more primary terms from the District.

**Concurrent Enrollment:** A special admit student currently enrolled in K-12.

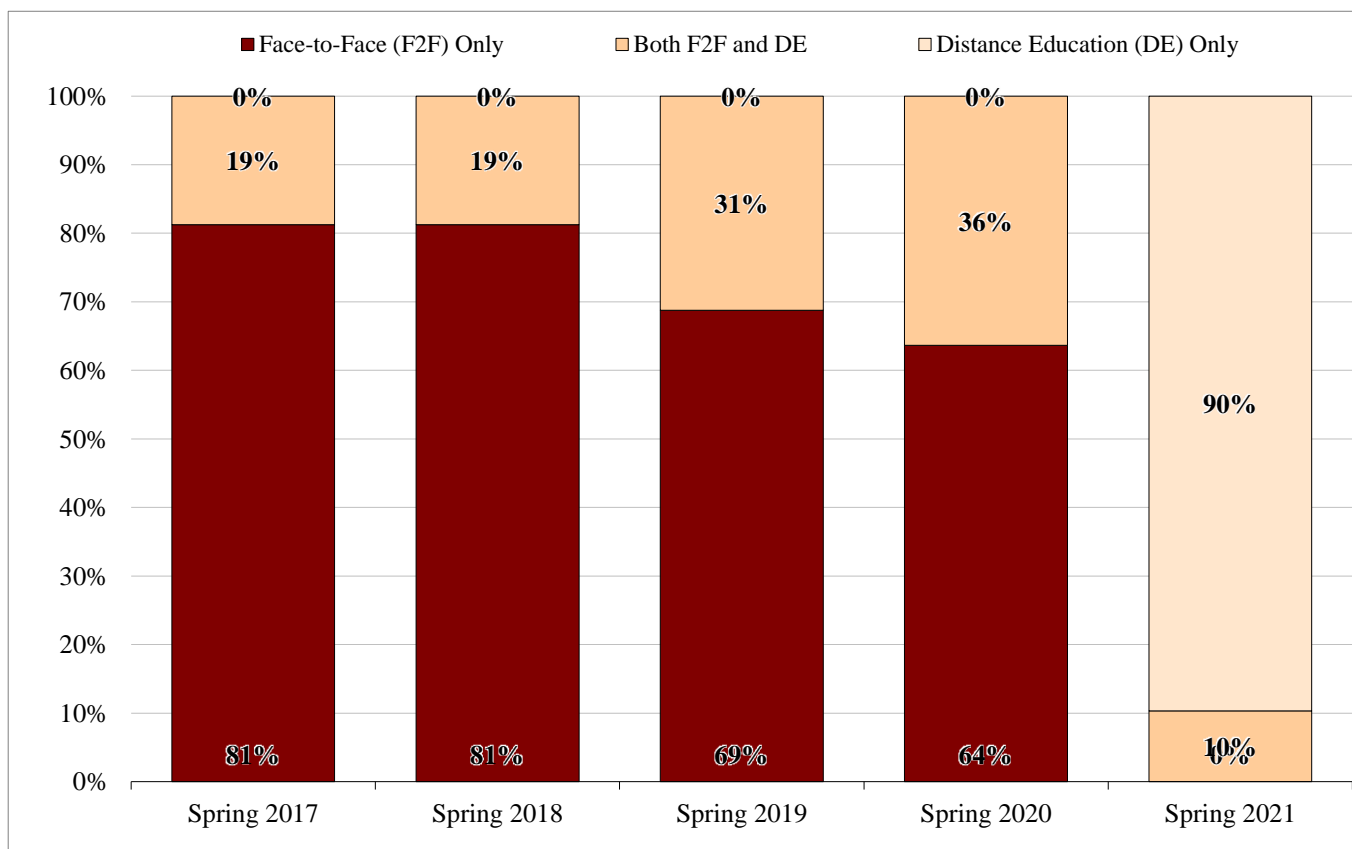
## Student Unit Load

French ( FREN )					
	Term				
	Spring 2017	Spring 2018	Spring 2019	Spring 2020	Spring 2021
Full-Time (15+ units)	8	6	2	0	12
Full-Time (12 - 14.5)	5	4	10	2	7
Part-Time (6 - 11.5)	2	4	1	5	8
Part-Time (0.5 - 5.5)	1	2	3	4	2
Non-Credit Only	0	0	0	0	0
% Full-Time (15+ units)	50%	38%	13%	0%	41%
% Full-Time (12 - 14.5)	31%	25%	63%	18%	24%
% Part-Time (6 - 11.5)	13%	25%	6%	45%	28%
% Part-Time (0.5 - 5.5)	6%	13%	19%	36%	7%
% Non-Credit Only	0%	0%	0%	0%	0%



## Students Using Distance Education

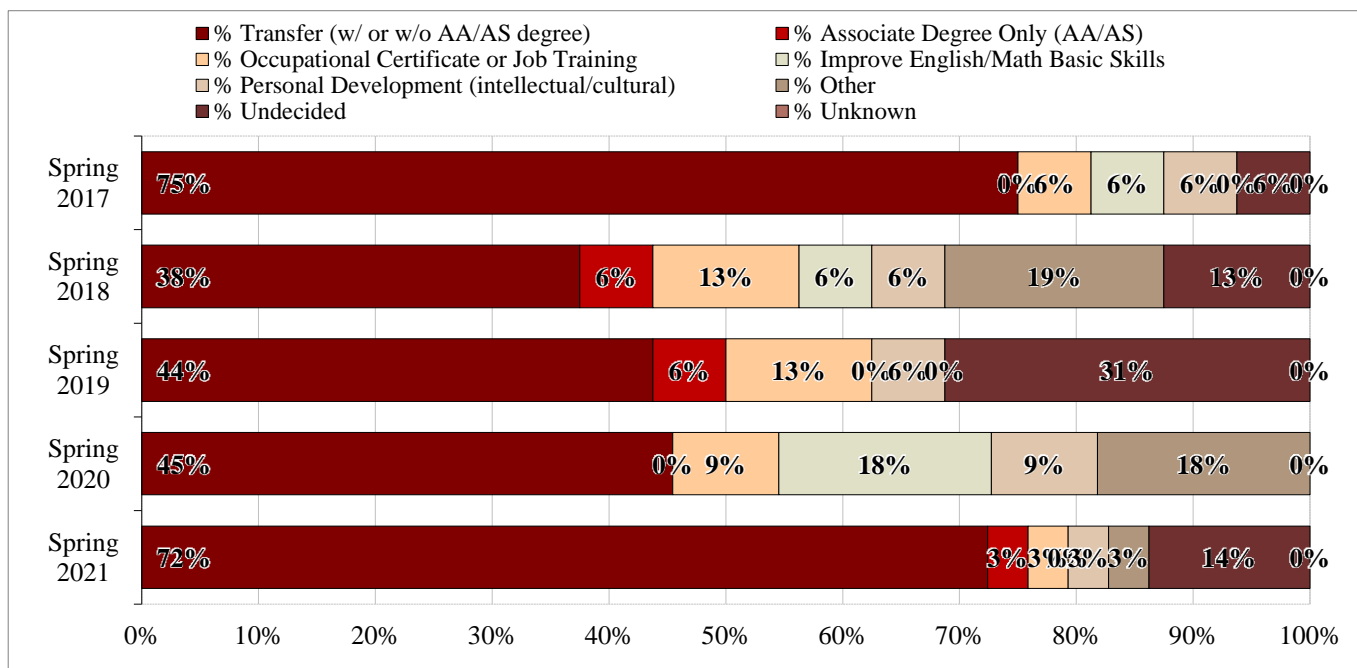
French ( FREN )					
(Categories reflect college-wide coursework)	Term				
	Spring 2017	Spring 2018	Spring 2019	Spring 2020	Spring 2021
Face-to-Face (F2F) Only	13	13	11	7	0
Both F2F and DE	3	3	5	4	3
Distance Education (DE) Only	0	0	0	0	26
% Face-to-Face (F2F) Only	81%	81%	69%	64%	0%
% Both F2F and DE	19%	19%	31%	36%	10%
% Distance Education (DE) Only	0%	0%	0%	0%	90%



**Distance Education (DE)** includes enrollments in course sections that begin with 'DE', 'HD', 'LD' and 'LO'. In 2020-21, due to the COVID-19 pandemic, DE sections were distinguished through provisional designations.

## Student Educational Goal

French ( FREN )					
	Term				
	Spring 2017	Spring 2018	Spring 2019	Spring 2020	Spring 2021
Transfer (w/ or w/o AA/AS degree)	12	6	7	5	21
Associate Degree Only (AA/AS)	0	1	1	0	1
Occupational Certificate or Job Training	1	2	2	1	1
Improve English/Math Basic Skills	1	1	0	2	0
Personal Development (intellectual/cultural)	1	1	1	1	1
Other	0	3	0	2	1
Undecided	1	2	5	0	4
Unknown	0	0	0	0	0
% Transfer (w/ or w/o AA/AS degree)	75%	38%	44%	45%	72%
% Associate Degree Only (AA/AS)	0%	6%	6%	0%	3%
% Occupational Certificate or Job Training	6%	13%	13%	9%	3%
% Improve English/Math Basic Skills	6%	6%	0%	18%	0%
% Personal Development (intellectual/cultural)	6%	6%	6%	9%	3%
% Other	0%	19%	0%	18%	3%
% Undecided	6%	13%	31%	0%	14%
% Unknown	0%	0%	0%	0%	0%



### Definitions:

**Transfer:** Students who want to transfer to a 4-year university. Includes students enrolled in 4-year institutions completing requirements at LPC.

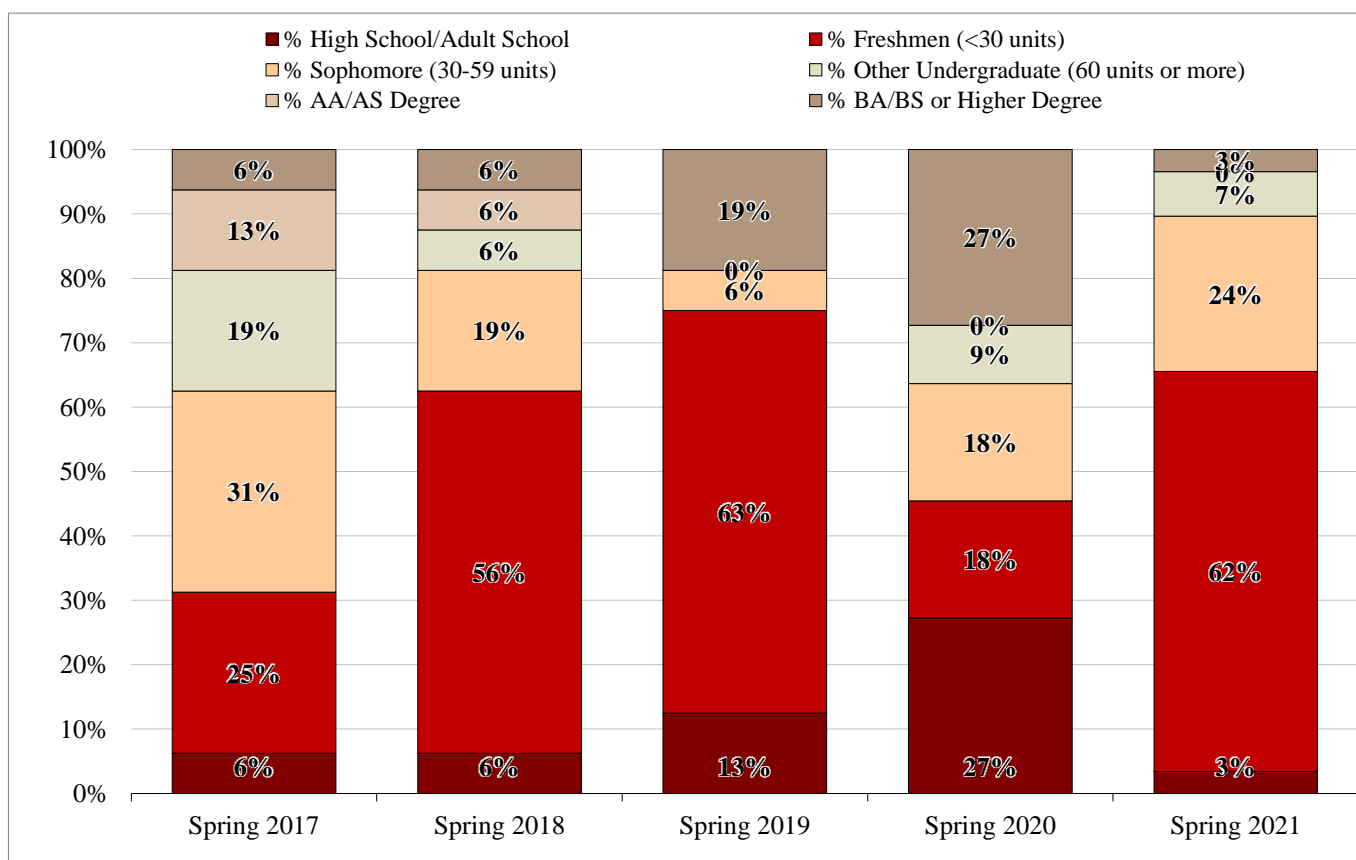
**Occupational Certificate/Job Training:** Acquire job skills, explore career interests, earn a certificate, or maintain a certificate/license.

**Personal Development:** Students taking courses for intellectual and/or cultural development.

**Other:** Students completing diploma/GED requirements or moving from non-credit to credit courses. Data from admission application.

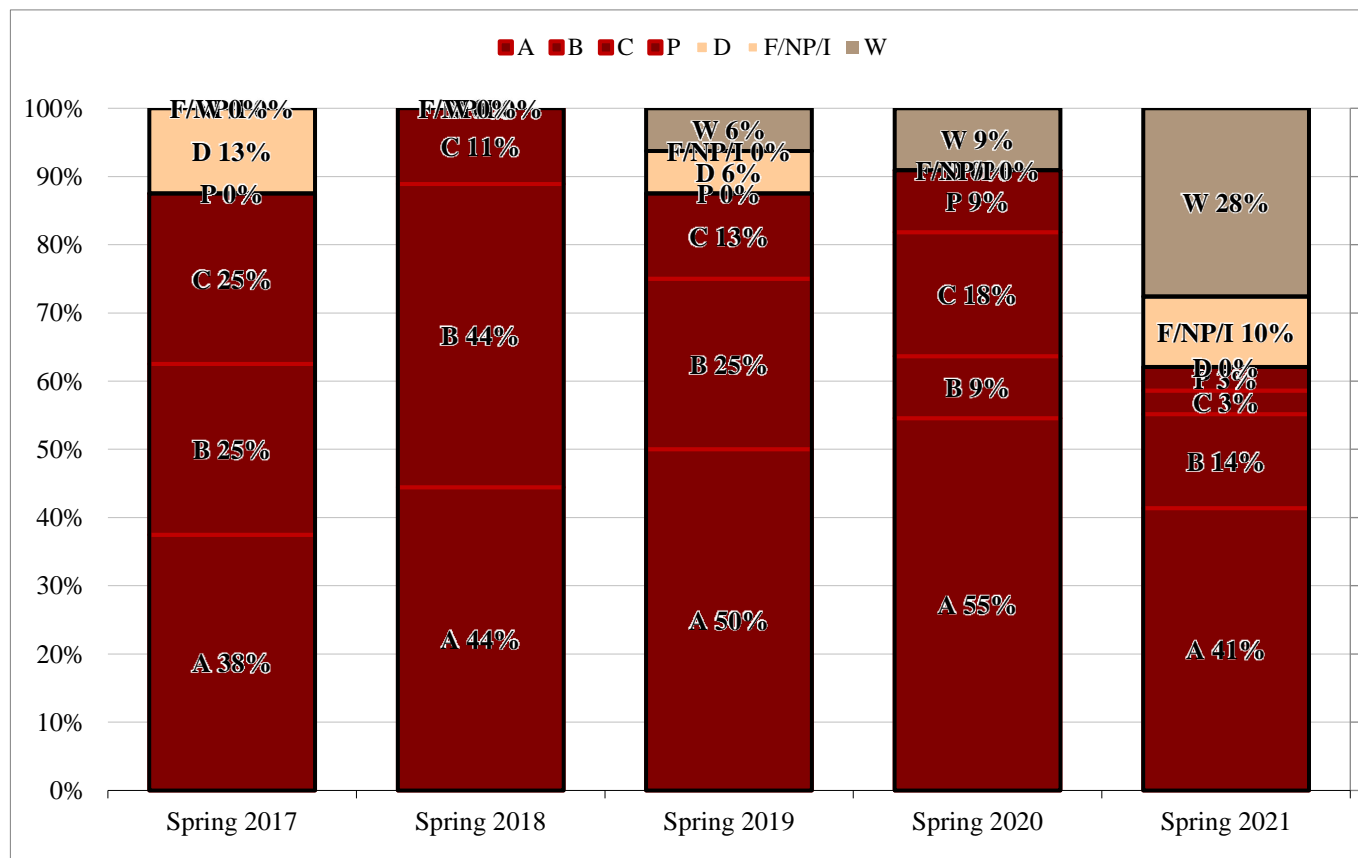
## Highest Educational Level of Students

French ( FREN )					
	Term				
	Spring 2017	Spring 2018	Spring 2019	Spring 2020	Spring 2021
High School/Adult School	1	1	2	3	1
Freshmen (<30 units)	4	9	10	2	18
Sophomore (30-59 units)	5	3	1	2	7
Other Undergraduate (60 units or more)	3	1	0	1	2
AA/AS Degree	2	1	0	0	0
BA/BS or Higher Degree	1	1	3	3	1
% High School/Adult School	6%	6%	13%	27%	3%
% Freshmen (<30 units)	25%	56%	63%	18%	62%
% Sophomore (30-59 units)	31%	19%	6%	18%	24%
% Other Undergraduate (60 units or more)	19%	6%	0%	9%	7%
% AA/AS Degree	13%	6%	0%	0%	0%
% BA/BS or Higher Degree	6%	6%	19%	27%	3%



## Student Performance: Grade Distribution

French ( FREN )					
	Term				
	Spring 2017	Spring 2018	Spring 2019	Spring 2020	Spring 2021
<b>Total Course Enrollments</b>	<b>16</b>	<b>18</b>	<b>16</b>	<b>11</b>	<b>29</b>
<b>Course Success Rates</b>	<b>88%</b>	<b>100%</b>	<b>88%</b>	<b>91%</b>	<b>62%</b>
A	38%	44%	50%	55%	41%
B	25%	44%	25%	9%	14%
C	25%	11%	13%	18%	3%
P	0%	0%	0%	9%	3%
<b>Course Non-Success Rate</b>	<b>13%</b>	<b>0%</b>	<b>6%</b>	<b>0%</b>	<b>10%</b>
D	13%	0%	6%	0%	0%
F*	0%	0%	0%	0%	10%
<b>Withdrawals (See Note)</b>	<b>0%</b>	<b>0%</b>	<b>6%</b>	<b>9%</b>	<b>28%</b>



### Definitions:

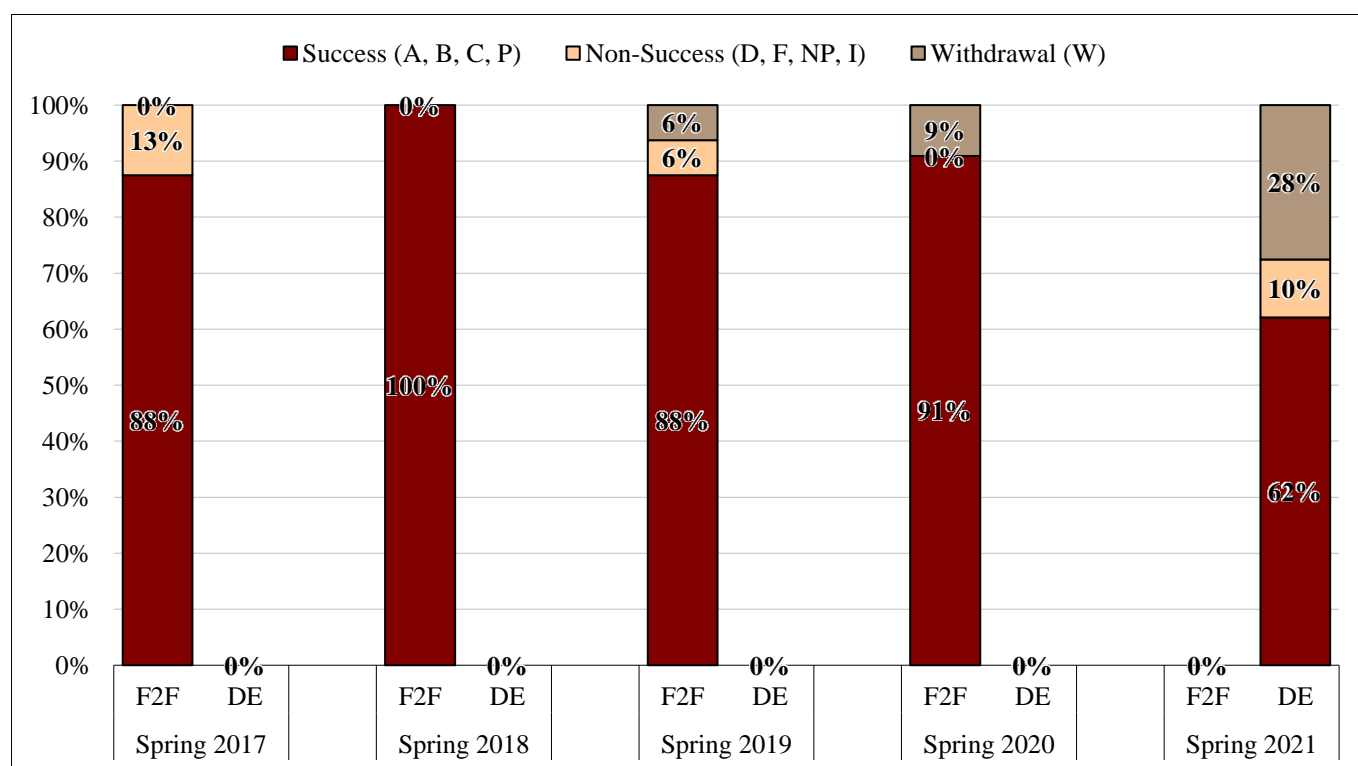
**Course Success Rate:** Share of course enrollments resulting in a passing grade ('A', 'B', 'C', 'P', 'NCA', 'NCB', 'NCC', or 'NCP').

**Course Non-Success Rate:** Share of course enrollments resulting in a grade of 'D' or 'F\*' (includes: 'F', 'NP', 'T', 'NCD', 'NCF', or 'NCNP').

**Withdrawals** are the share of course enrollments resulting in (1) a grade notation of 'W', 'MW', or 'EW', or, (2) a course dropped due to COVID-19.

## Student Performance: Distance Education

French ( FREN )					
	Term				
	Spring 2017	Spring 2018	Spring 2019	Spring 2020	Spring 2021
<b>Total Course Enrollments</b>	<b>16</b>	<b>18</b>	<b>16</b>	<b>11</b>	<b>29</b>
<b>Face-to-Face (F2F) Sections</b>	<b>16</b>	<b>18</b>	<b>16</b>	<b>11</b>	<b>0</b>
Success Rates	88%	100%	88%	91%	—
Non-Success Rates	13%	0%	6%	0%	—
Withdrawals	0%	0%	6%	9%	—
<b>Distance Education (DE) Sections</b>	<b>0</b>	<b>0</b>	<b>0</b>	<b>0</b>	<b>29</b>
Success Rates	—	—	—	—	62%
Non-Success Rates	—	—	—	—	10%
Withdrawals	—	—	—	—	28%



### Definitions:

**Course Success Rate:** Share of course enrollments resulting in a passing grade ('A', 'B', 'C', 'P', 'NCA', 'NCB', 'NCC', or 'NCP').

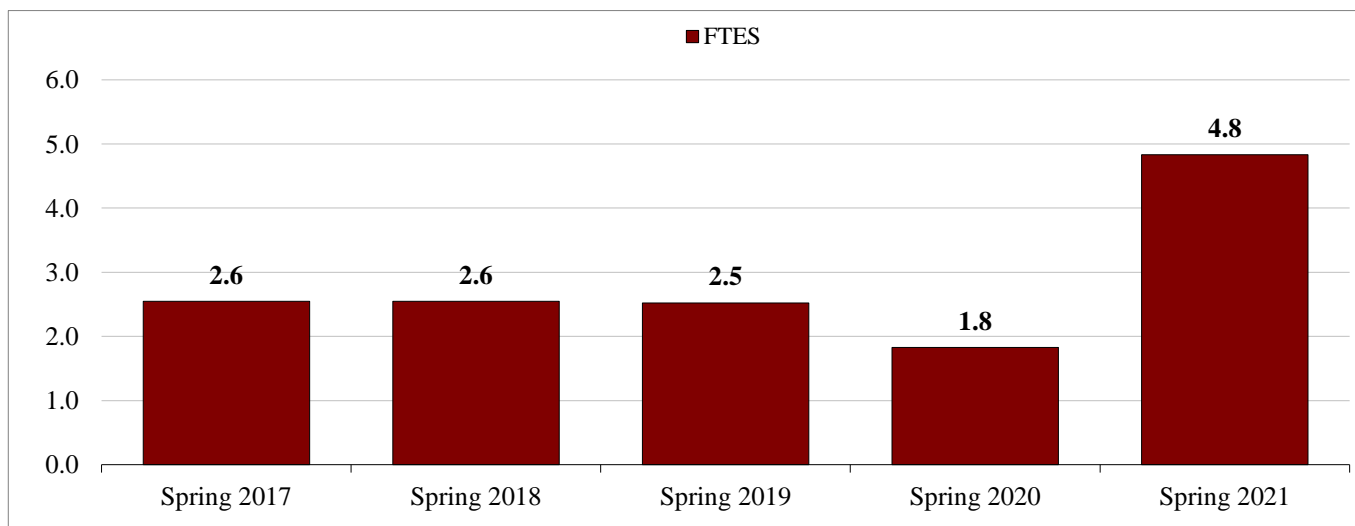
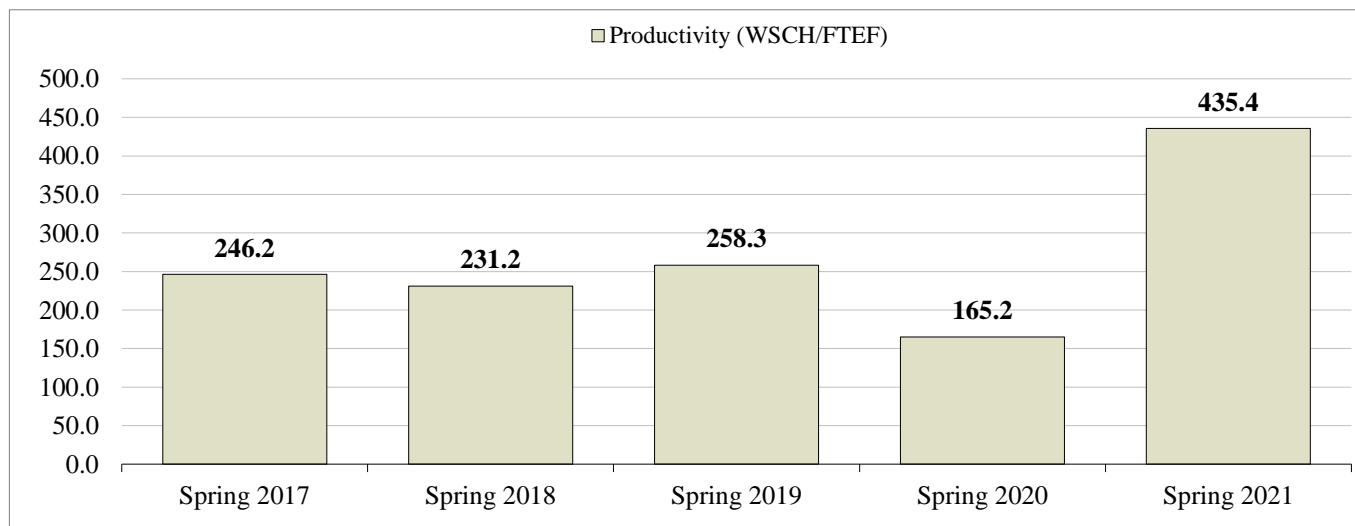
**Course Non-Success Rate:** Share of course enrollments resulting in a grade of 'D', 'F', 'NP', 'T', 'NCD', 'NCF', or 'NCNP'.

**Withdrawals** are the share of course enrollments resulting in (1) a grade notation of 'W', 'MW', or 'EW', or, (2) a course dropped due to COVID-19.

**Distance Education (DE)** includes enrollments in course sections that begin with 'DE', 'HD', 'LD' and 'LO'. In 2020-21, due to the COVID-19 pandemic, DE sections were distinguished through provisional designations.

**Enrollment Management: Part 1**

French ( FREN )					
	Term				
	Spring 2017	Spring 2018	Spring 2019	Spring 2020	Spring 2021
WSCH	82	77	86	55	145
FTES	2.6	2.6	2.5	1.8	4.8
FTEF	0.3	0.3	0.3	0.3	0.3
Productivity (WSCH/FTEF)	246.2	231.2	258.3	165.2	435.4

**Definitions:**

**WSCH** is the total Weekly Student Contact Hours resulting from all enrollment within the discipline.

**FTES** is the total Full Time Equivalent Student value resulting from all enrollment within the discipline.

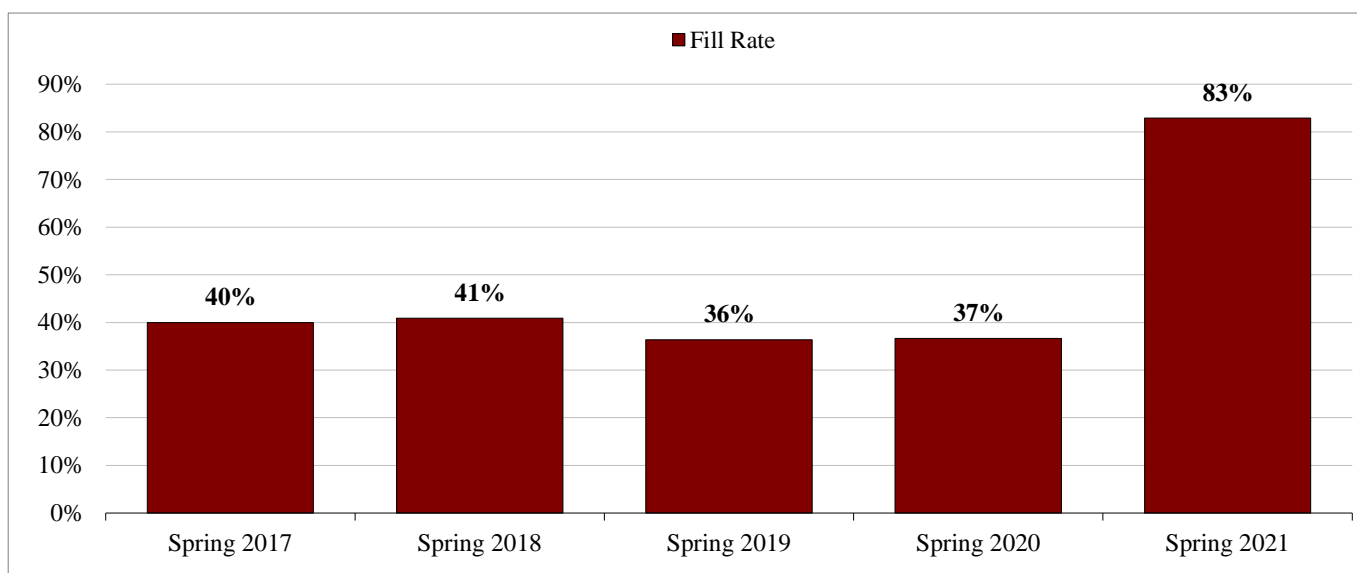
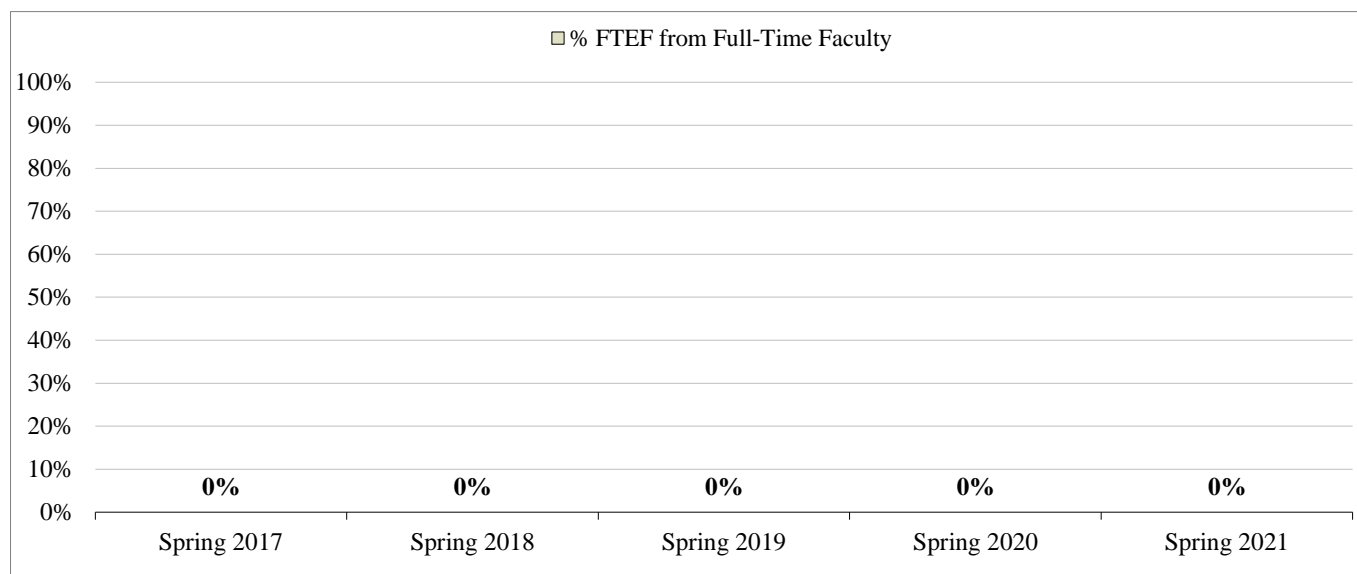
**FTEF** is the Full Time Equivalent Faculty associated with the discipline's course offerings for that semester.

**Productivity** is the ratio of WSCH to FTEF and a standard measure of discipline efficiency.

**Note:** Enrollment Management data are of all courses accounted except NTUT / TUTR 200; latest data accessed on 7/20/21.

## Enrollment Management: Part 2

French ( FREN )					
	Term				
	Spring 2017	Spring 2018	Spring 2019	Spring 2020	Spring 2021
FTEF from Full-Time Faculty	0.0	0.0	0.0	0.0	0.0
% FTEF from Full-Time Faculty	0%	0%	0%	0%	0%
Enrollments	16	18	16	11	29
Capacity (seats available)	40	44	44	30	35
Fill Rate	40%	41%	36%	37%	83%



### Definitions:

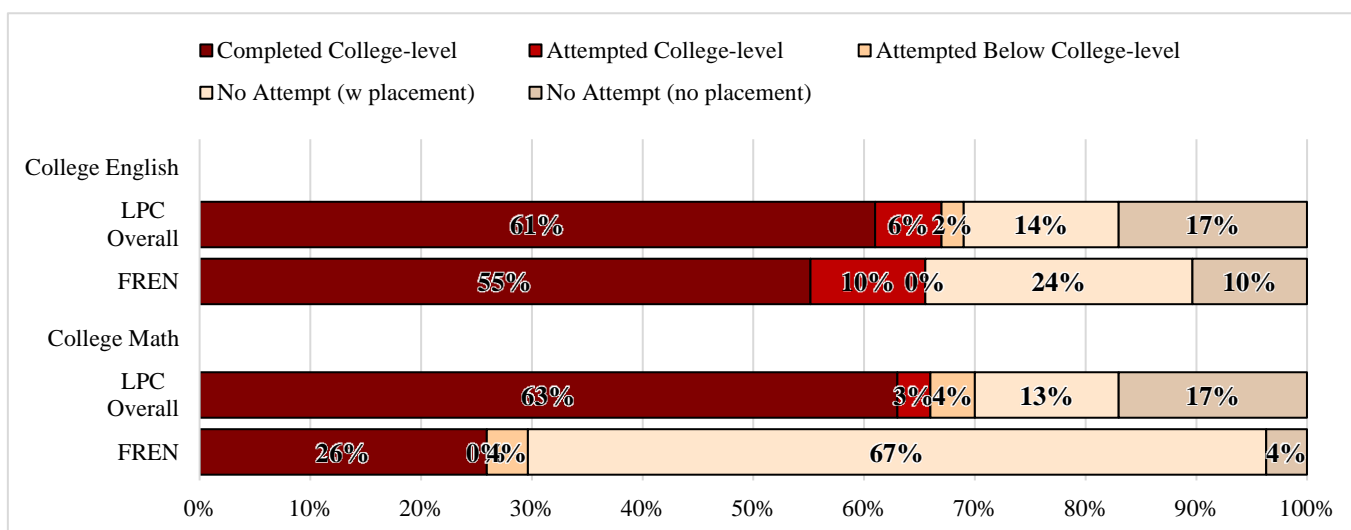
**Fill Rate** is number of enrollments over the total capacity (seats available).

**% FTEF from Full-time Faculty** is the FTEF generated by full-time faculty as load (i.e., excluding overload) divided by the total FTEF.

**Note:** Enrollment Management data are of all courses accounted except NTUT / TUTR 200; latest data accessed on 7/14/20.

## Prior Experience in English & Math

Spring 2021				
	FREN		LPC Overall	
	Num	Pct	Num	Pct
<b>College English</b>				
Completed College-level	16	55%	4,882	61%
Attempted College-level	3	10%	547	7%
Attempted Below College-level	0	0%	65	1%
No Prior Attempt (has placement)	7	24%	1,066	13%
No Prior Attempt (no placement)	3	10%	1,485	18%
<b>College Math</b>				
Completed College-level	7	26%	5,173	64%
Attempted College-level	0	0%	186	2%
Attempted Below College-level	1	4%	217	3%
No Prior Attempt (has placement)	18	67%	1,126	14%
No Prior Attempt (no placement)	1	4%	1,343	17%



### Definitions:

**College English: Completed College-level** = successfully completed ENG 1A, 1AEX, or attempted transfer level, or has earned at least an Associates degree.

**Attempted College-level** = attempted ENG 1A or 1AEX but has not successfully completed prior to indicated term.

**Attempted Below College-level** = attempted ENG 102, 104, 105, 100A, 100B, NENG 204, or ESL 25 prior to indicated term.

**No Prior Attempt (has placement)** = no previous English enrollments within the sequence but has used a placement tool.

**No Prior Attempt (no placement)** = no previous English enrollments within the sequence and did not utilize a placement tool.

### College Math:

**Completed College-level** = successfully completed MATH 55, 50, NMAT 255 or 250, or attempted transfer level, or has earned at least an Associates degree.

**Attempted College-level** = attempted MATH 55, 50, NMAT 255 or 250 but has not successfully completed prior to indicated term.

**Attempted Below College-level** = attempted MATH 110, 107, NMAT 210 or 207 prior to indicated term.

**No Prior Attempt (has placement)** = no previous Math enrollments within the sequence but has used a placement tool.

**No Prior Attempt (no placement)** = no previous Math enrollments within the sequence and did not utilize a placement tool.