

Online Learning Orientation



Wanda Butterly

Instructional Technology Specialist

wbutterly@laspositascollege.edu

Kat King (she/her)

Instructional Technology Coordinator

kmking@laspositascollege.edu



Please feel free to use the chat to say hello + ask questions as we go!

Agenda

- ✓ Understanding Course Types
- ✓ College Technology Overview
- ✓ Tips for the 1st Week
- ✓ Q + A

Quick Tip: If you are looking for the new student orientation to get priority registration, log into MyPortal and click on the Student Steps to Success link on the "Classic Class-Web" card!



LPC Course Types



LAS POSITAS
COLLEGE

What types of online classes are available?

At Las Positas, we offer **fully** and **partially online courses** that fit your unique needs:

Asynchronous

Need the ultimate flexibility? Take fully online classes with no required meetings. Log into Canvas to connect with your instructor and classmates! You'll find coursework with regularly scheduled due dates.

Tip: Sections start with "A" in the schedule.

Synchronous

Engage with your instructor and classmates in real-time, online. Sign up for online classes with live sessions via Zoom on scheduled days and times.

Tip: Sections start with "S" in the schedule.

Combination

Get the best of both worlds! Participate in scheduled live Zoom sessions and complete additional activities on your own in Canvas.

Tip: Sections start with "B" for both synchronous + asynchronous in the schedule.

HyFlex

Customize your experience! HyFlex courses give you flexibility to choose how to attend each class - in person or online. Online options may include attending class on Zoom or completing work on Canvas.

Tip: Sections start with "HF" in the schedule.

Hybrid

Balance on-campus and online learning. Attend some in-person meetings at LPC, while completing other coursework online at your convenience.

Tip: Sections start with "H" in the schedule.

On Campus

Of course, you are always welcome to attend classes on our beautiful campus, even if you consider yourself mostly an online student.

Tip: Sections start with "D" for daytime or "E" for evening in the schedule.

Our [Online Learning webpage](#) can help you understand what type of online course you signed up for this term!

You can always **check the course notes in the schedule** for details.

TIP: You'll find links to Canvas and other helpful info for online students here as well!

LPC Technology Overview

A screenshot of the Zonemail sign-in page. It features the Google logo at the top left, followed by "Sign in to continue to Gmail". There is an email input field with a placeholder "@zonemail.clpccd.edu", a "Forgot email?" link, and a "Next" button. At the bottom, there is a "Create account" link and a "Next" button.

- **Zonemail**
 - Student email you'll check for important messages from the college (counseling, financial aid, etc.) + how you'll access Google tools like Docs and Slides.

A screenshot of the Chabot Las Positas Community College District sign-in page. It features the college logo at the top, followed by "Sign In". There is a "W#(Example W12345678)" input field, a "Password (Not your PIN or DOB)" input field with an eye icon, and a "Sign in" button. At the bottom, there are links for "Forgot Password?", "Need Help?", "Chabot Website", and "LPC Website".

- **MyPortal (ClassWeb)**
 - Where you'll register for classes, access official records/grades, etc.



- **Canvas**
 - Where you'll participate in your courses, communicate with your instructor + classmates, and use lots of other innovative technologies – like Hypothesis, Pronto + Zoom!

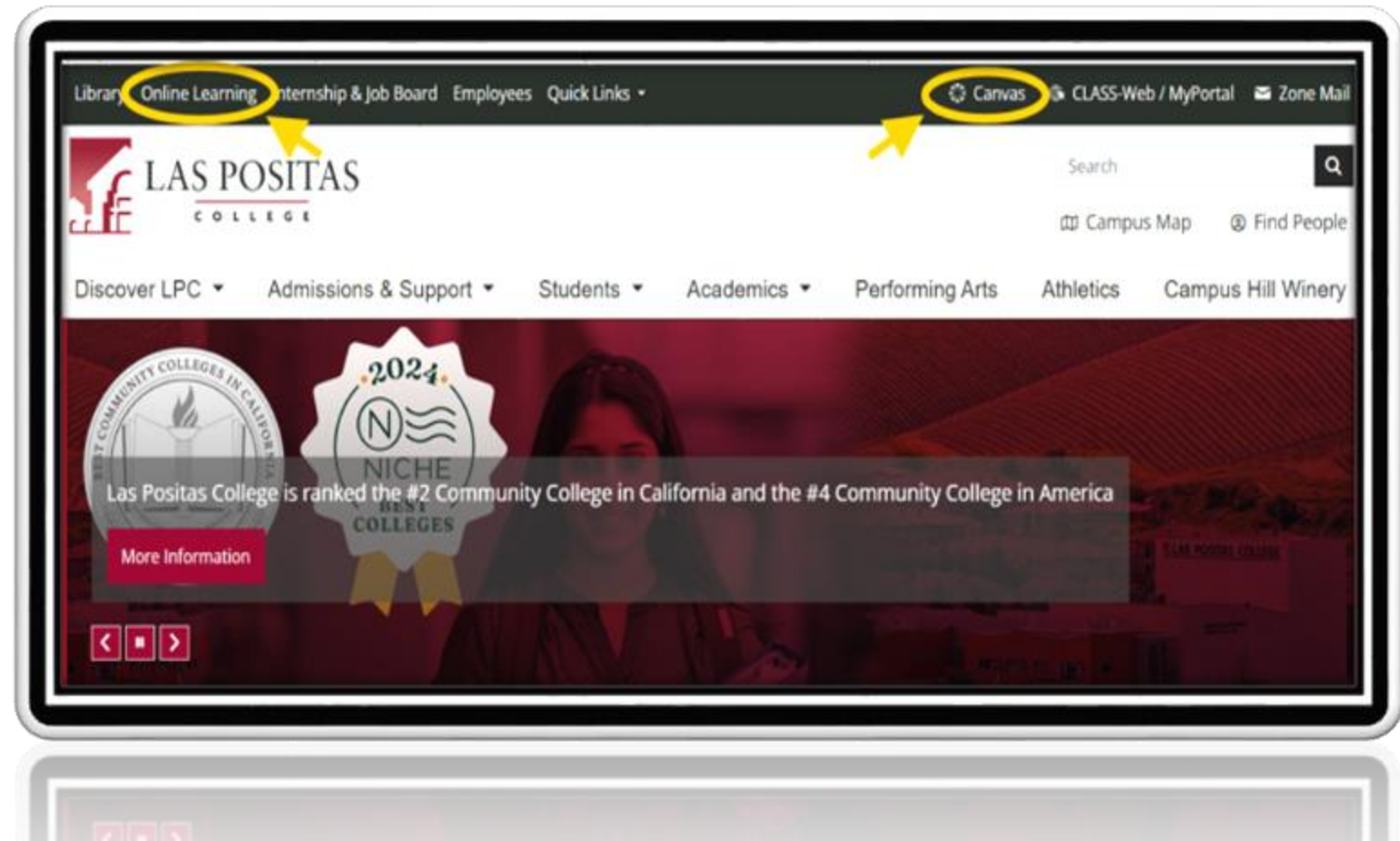


Accessing Canvas



LAS POSITAS
COLLEGE

- A link to log into Canvas is at the top of any LPC website page.
- Click "Online Learning" for tutorials and support.
- You'll also find a link to Canvas on MyPortal - but please note: your Canvas password is different than your MyPortal password...more on that next!



Explore the [Canvas Student Guides](#).



Practice: First time Canvas Log-in



LAS POSITAS
COLLEGE

- **Username:** W number
- **Password:** first 2 letters of your first name, first 2 two letters of your last name (all lowercase), followed by the last 4 digits of your W number
 - **Ex:** Maria Valdez, W98765432, would enter password mava5432.

The screenshot shows the Canvas LMS login interface. At the top is the Canvas logo. Below it are two input fields: 'W number' and 'Password'. To the right of the 'Password' field is a 'Log In' button. Below the 'W number' field is a link for 'Forgot Password?'. At the bottom of the login area is a checkbox for 'Stay signed in'. Below the login area are links for 'Help', 'Privacy Policy', 'Cookie Notice', and 'Acceptable Use Policy'. Further down are links for 'Facebook' and 'X.com'. At the bottom is the 'INSTRUCTURE' logo and the text 'Meet the Instructure Learning Platform:'. Below this are links for 'Canvas LMS', 'Mastery Connect', 'Elevate Analytics', and 'Impact'.

You can [change your password](#) once you log in!

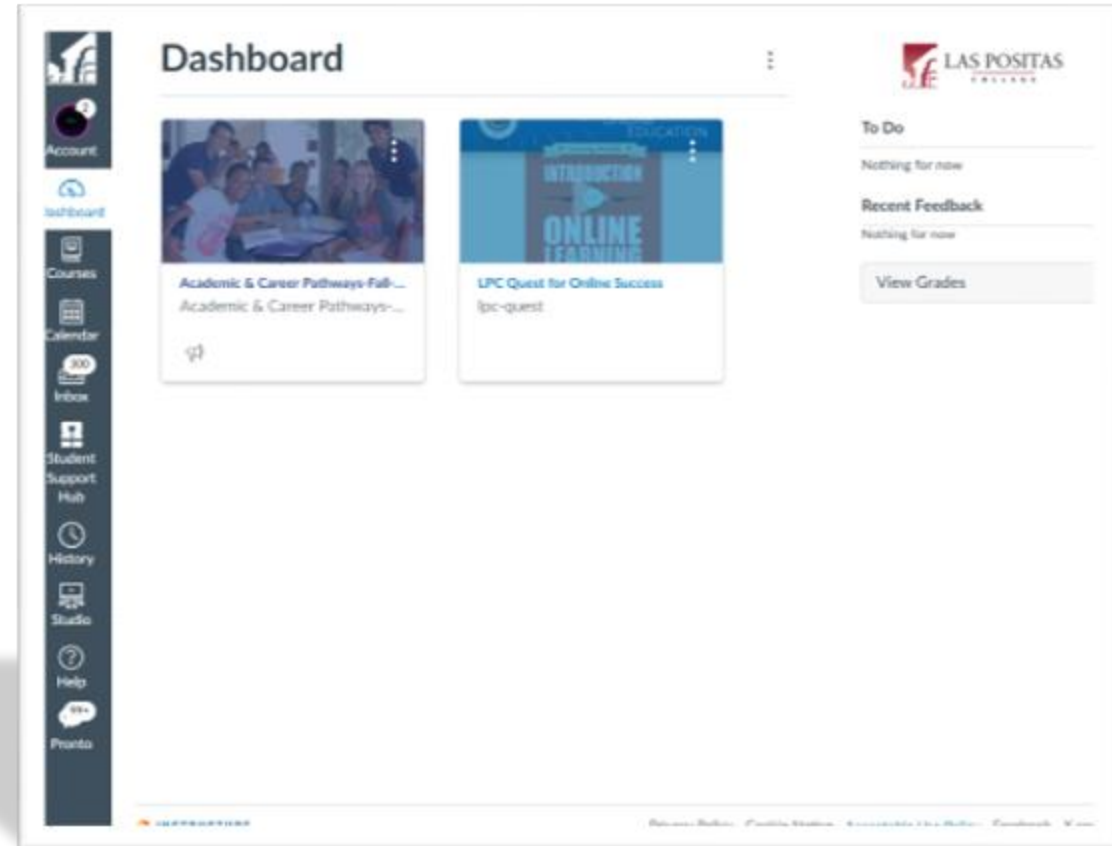


Your Canvas Dashboard



LAS POSITAS
COLLEGE

- Your Dashboard will show cards for:
 - Academic & Career Pathways (support course)
 - Other optional support shells, sometimes used by Student Clubs and groups on campus
 - **Most important: classes you registered for (once the semester starts)**
 - Plus, a helpful "To Do" list

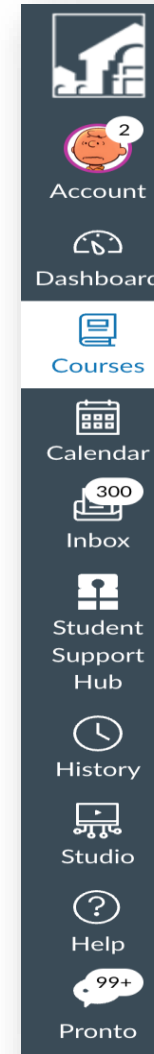


***Tip:** your classes may not appear until the first day of the semester!*



Canvas Global Navigation

- **Account**
 - Set notification preferences and make updates to your profile (ie, change your password, add pronouns, add a bio, etc.)
- **Calendar**
 - Great way to stay organized (if instructors using due dates)
- **Inbox**
 - Dedicated communication for you, your instructors + classmates
- **Studio**
 - Video-recording tool
- **Help**
 - Canvas Student Guides + 24-7 Chat Support
- **Pronto**
 - Instant Messaging tool for you, your instructors + classmates



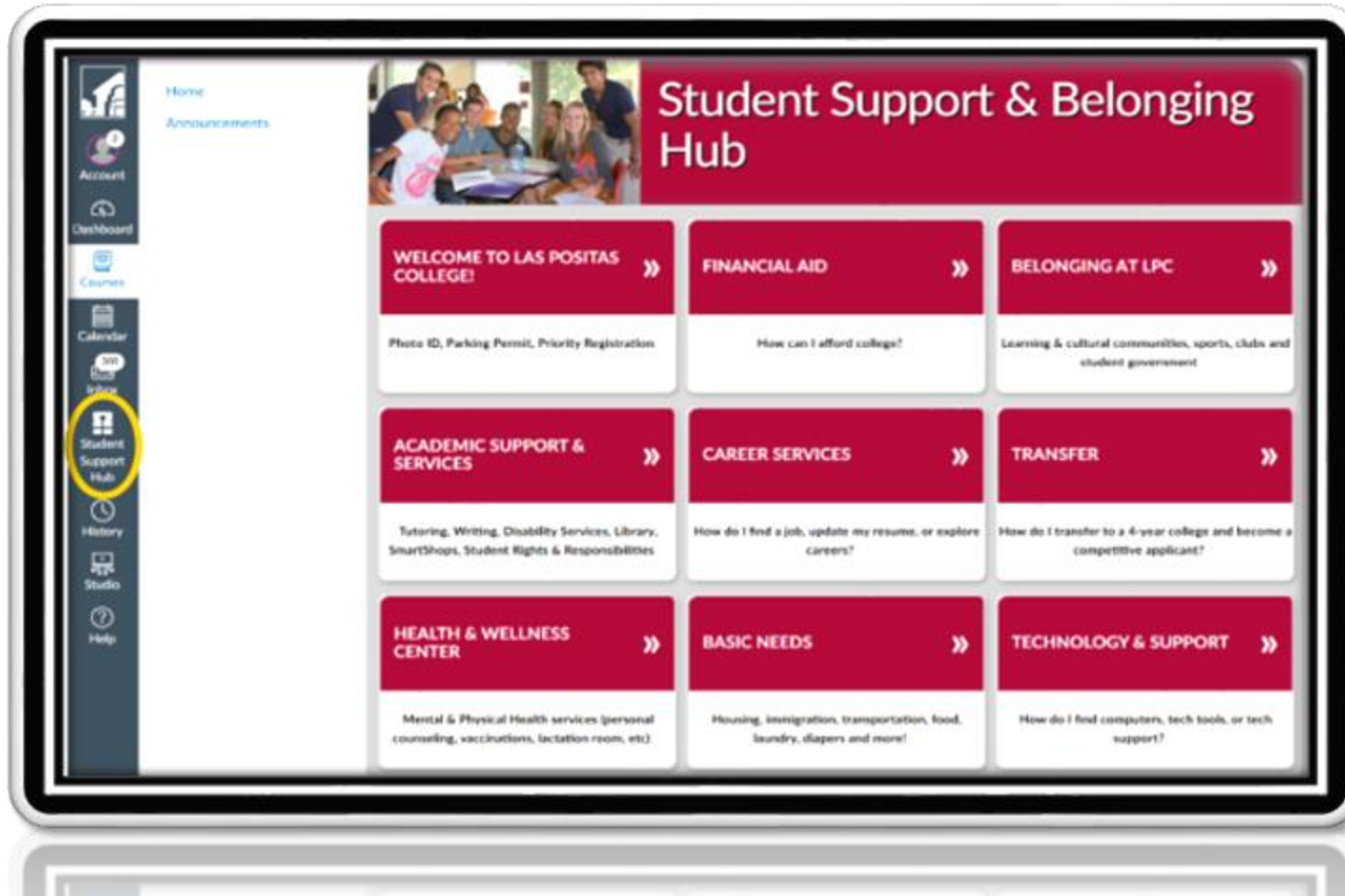
Learn more about navigating Canvas in the [Canvas Student Guides!](#)



Student Support Hub



LAS POSITAS
COLLEGE



[Explore the Hub!](#)

Explore career + transfer services, connect with peers, get tech help, and so much more!



Canvas Course Navigation



LAS POSITAS
COLLEGE

- **Syllabus**
 - Important class policies + schedule
- **Modules**
 - Typically where you'll find the work you need to complete each week
- **Grades**
 - Access your class grades + feedback from your instructor
- **LPC Tutoring/RAW**
 - Get free tutoring from LPC student tutors and instructors
- **NetTutor**
 - Free online tutoring on nights + weekends
- **Library Resources**
 - Conduct online research using LPC's Library Databases
- **TechConnect Zoom**
 - Meet with your instructor for any scheduled meetings or optional office hours

Home

Syllabus

Modules

Grades

LPC Tutoring/RAW

NetTutor

Library Resources

TechConnect Zoom

Follett Discover

Each course may have a slightly different course navigation menu to explore!










Sample Module View



LAS POSITAS
COLLEGE

Quick Tip:

Many instructors use "Modules" to provide you with a step-by-step view of what to complete each week. Check out a sample Module from an LPC English class!

▼ Week 1: Intro to Course + Key Terms Review (1/21 - 1/26)			Complete All Items
	Week 1: Intro Jan 21 View		<input type="radio"/>
Tasks Due Wednesday			
	Navigate this Course Jan 22 View		<input type="radio"/>
	Introductions Jan 22 5 pts Contribute		<input type="radio"/>
	Syllabus Review Jan 22 4 pts Submit		<input type="radio"/>
Tasks Due Sunday			
	Annotate: The Importance of Reading Fiction Jan 26 1 pts Mark done		<input type="radio"/>
	Review: Literary Terms Jan 26 1 pts Submit		<input type="radio"/>
	Week 1 Recap and Support View		<input type="radio"/>

Each instructor may use Modules in different ways. Click around to explore!



Top Tips for the 1st Week



LAS POSITAS
COLLEGE

- **Check your Zonemail**
 - Many instructors use Zonemail to send a welcome letter ahead of the term with tips to get started.
- **Log into Canvas on the first day of the semester**
 - While online classes are often flexible, you will have regular due dates, and you don't want to miss early discussions + assignments!
- **Block out enough time to complete coursework**
 - Online courses require just as much time as on campus classes. While you may save time traveling to and from campus, you'll still need to block off enough time for each course
- **Need help? Don't hesitate to ask!**
 - If you're not sure about something, ask for help! Message your instructor, [connect with the Computer Center](#), [Chat with Canvas support](#), or [get free tutoring](#)!

We're wishing you a wonderful first week – online or on campus!



Q & A



LAS POSITAS
COLLEGE



What else can we help
you with today?