



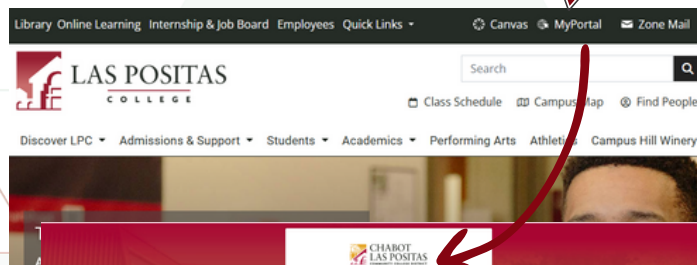
How to Navigate MyPortal

for Dual Enrollment Students

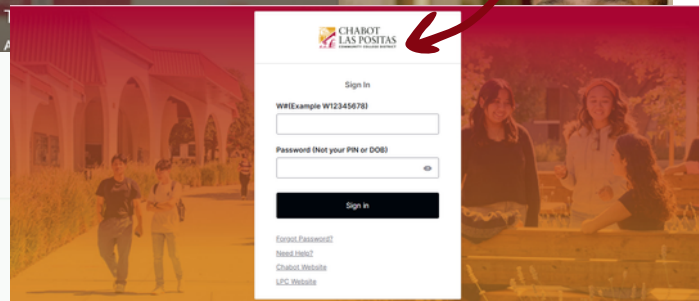


Go to the LPC Home Page
www.laspositascollege.edu

Click on MyPortal in the upper righthand corner and Sign In.

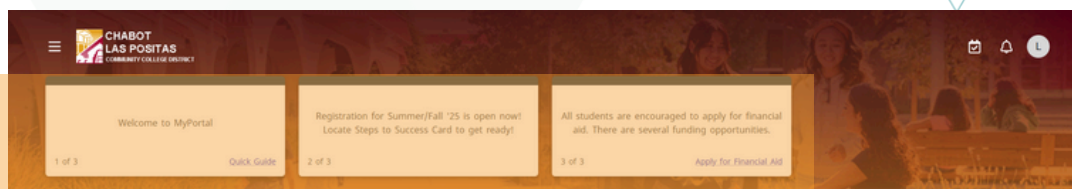


Check your announcements, customize your CARDS and more!



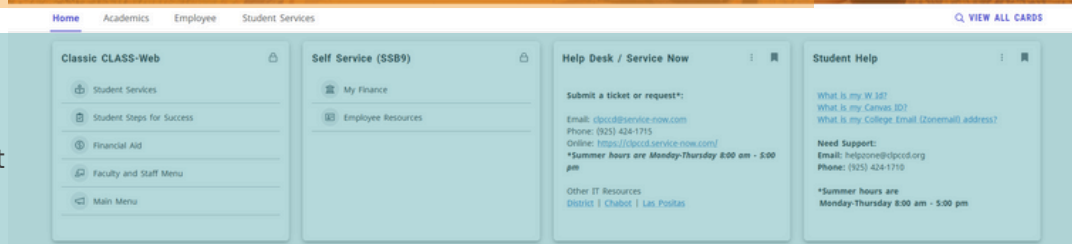
Announcements

Be sure to check your announcements daily



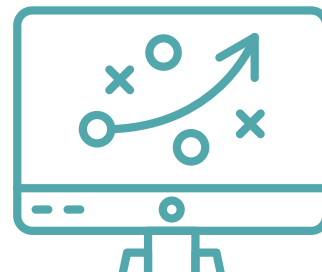
Cards

CARDS are individual areas of relevant content. They are customized based on the student home campus location and enrollment.



HINTS:

- ⋮ Move a card on the landing page to make your own organization, just click the three dots to move it.
- 🚩 Add or Remove a card from landing page, just click on the small flag.
- 🔒 There are some cards that are locked and cannot be moved.



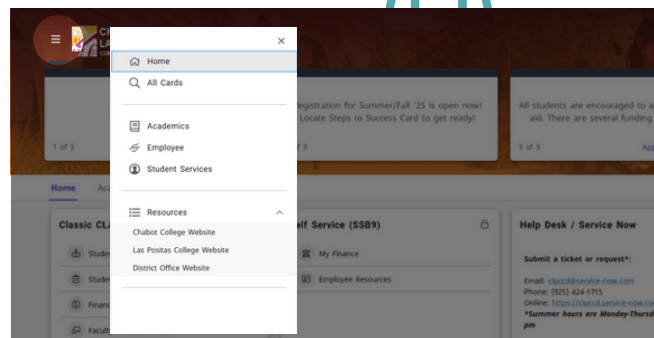
For more information about MyPortal Resources

SCAN HERE



How to locate a CARD in my portal

All the cards assigned to your role are available in the menu bottom you can see them all or by categories with other Resources links.



LAS POSITAS
COLLEGE

For further assistance, contact Educational Partnerships
Email: lpc-dualenrollment@laspositascollege.edu
 OR access MyPortal help and email helpzone@clpccd.org.