



How to Find DSPS Services

for Dual Enrollment Students



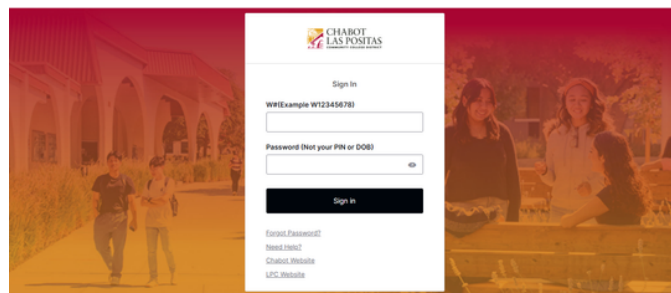
Wait! BEFORE STARTING:

You must activate your "[MyPortal](#)" account before applying

1

W#

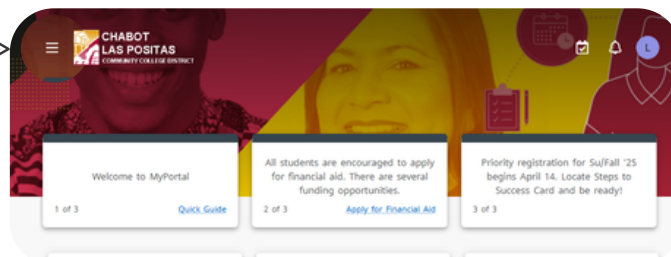
Log into to your "[MyPortal](#)" Account.



2



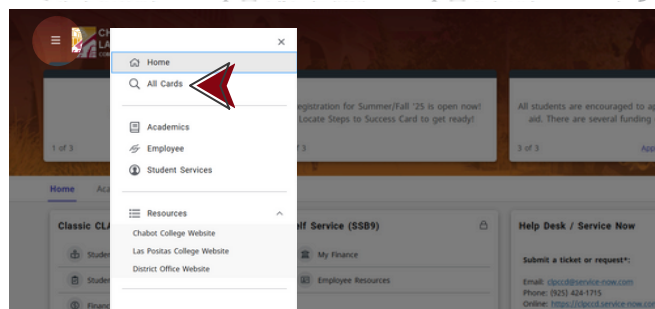
Select the **Menu Icon** in the upper left corner of the screen (three lines).



3



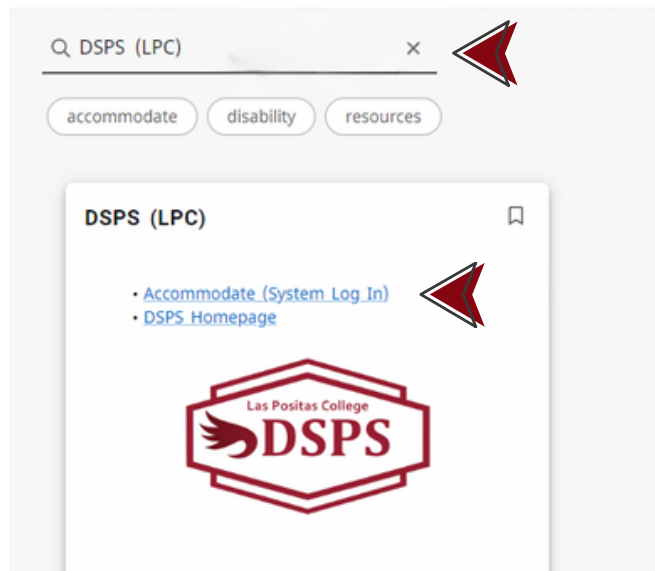
Select "**All Cards**" from the left menu.



4



Enter "**DSPS (LPC)**" into the search field



5



Select **Accommodate (System Log In)** and on the next screen select **Student**.

For the most Frequently

HERE



LAS POSITAS
COLLEGE

For further assistance, contact Educational Partnerships
Email: lpc-dualenrollment@laspositascollege.edu