

How to Apply to the DSPS Program


for Dual Enrollment Students





Do you have an IEP or 504 Plan?

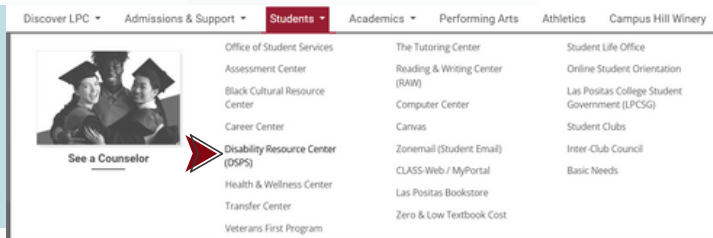
You may be eligible for accommodations and services at Las Positas College. The Disabled Student Programs and Services (DSPS) program provides support services and educational accommodations to students with disabilities so that they can have full and equitable access to the community college experience


LET'S BEGIN!

1  **Access to Las Positas website**
Visit www.laspositascollege.edu and select the student menu on top of the page



2  **Select Disability Resource Center (DSPS)**
You will find all the resources available for students at Las Positas College




3  **Select Apply for DSPS Services**
Select the option apply from the menu on the left part of the [Disability Resource Center Home](#) web

Disability Resource Center Home

Apply for DSPS Services 


Student Resources

4  **How to Apply (DSPS)**
The *Disability Resource Center* will provide two options for all the students who need to access the services of the DSPS Program. Follow the instructions and fill their forms

Currently enrolled LPC Students:


You must activate your "[MyPortal](#)" account before applying

- [Need help with MyPortal?](#)

After signing in to MyPortal, here is a link to access: [LPC Accommodate](#) 

Students who are not currently enrolled (or if you cannot access MyPortal):

You can begin the DSPS application process with this link:

[Accommodate Intake](#) 

DSPS counselors will work with students to determine DSPS eligibility, discuss class schedules, create Academic Accommodation Plans (AAP), and create Student Education Plans (SEP). Most intake appointments are scheduled for 1-hour.

For the most
Frequently
Asked
Questions

SCAN HERE



LAS POSITAS
COLLEGE

For further assistance, contact Educational Partnerships
Email: lpc-dualenrollment@laspositascollege.edu