

Visit www.laspositascollege.edu

Select "CLASS-Web"

The screenshot shows the top navigation bar of the Las Positas College website. The bar is dark red with white text for links: Campus Map, Find People, Faculty & Staff, **CLASS-Web**, Canvas, Online Learning, Library, and Quick Links. A search bar is on the right. Below the navigation bar is the college's logo and a horizontal menu with links: Discover LPC, Admissions, Financial Aid, Students, Academics, Performing Arts, and Athletics. A blue arrow points to the 'CLASS-Web' link in the navigation bar and the 'Admissions' link in the horizontal menu. Below the navigation bar, there are two main content blocks. The left block features a large image of the college campus with a red building and a sign that says 'LAS POSITAS COLLEGE'. Below the image is a black banner with white text: 'Apply to Las Positas · Register for Classes' and 'Catalog · Summer 2019 Class Schedule · Fall 2019 Class Schedule'. The right block features a large image of five smiling graduates in black caps and gowns. Below the image is a red banner with white text: 'FASTPASS ENROLLMENT EVENT!' and 'April 8 - April 11'. At the bottom of the right block is a black banner with a red button that says 'FASTPASS Information'.

Campus Map Find People Faculty & Staff **CLASS-Web** Canvas Online Learning Library Quick Links -

LAS POSITAS COLLEGE

Discover LPC Admissions Financial Aid Students Academics Performing Arts Athletics

LAS POSITAS COLLEGE

Apply to Las Positas · Register for Classes
Catalog · Summer 2019 Class Schedule · Fall 2019 Class Schedule

FASTPASS ENROLLMENT EVENT!
April 8 - April 11
FASTPASS Information

Select "Sign On to CLASS-Web"

Welcome to CLASS-Web

Chabot - Las Positas Community College District

Sign On

Sign On to CLASS-Web

(Requires ID and PIN)

Supported browsers:

- Current releases Internet Explorer, Safari, Chrome, Firefox

Hours of Availability:
Monday-Friday 7am to 11pm
Weekends 7am to 11pm
* CLASS-Web unavailable the last day of the month from 8:30pm-7am
** See any changes to hours under Information and Announcements.

Search For Classes

Search for Classes
Search for Late Start, Weekend, Evening, Distance Ed, & Online Classes
Search for Open Classes
Open Classes Seeking Students
Cancelled Classes
Check Section Deadline Dates

Class Schedules

Chabot College

- Spring 2019
- Summer 2019
- Fall 2019

Las Positas College

Information and Announcements

Summer and Fall 2019 Registration begins April 16th by Priority Group and Number

Fall 2019 Payment Deadlines

- Payment due 6/12 if registered between 4/16-5/31
- Payment due 7/24 if registered between 6/1-7/11
- Students may be dropped from their classes if payment is not received by the deadline date.

NEW The Elucian GO "Free" Mobile App is Now Available

**** New Priority Registration Determination ****

Sign Up for the Emergency Alert System

Sign up for the emergency alert system - update your information to include your cell today!

Instructions below:

1. Sign in to CLASS-Web using your W ID Number and PIN.
2. Click on the Personal Information tab.
3. Click on Update Emergency Text-Authorized Cell Phone Number.
4. Enter your cell phone number to be used and click Submit.

Parking Permits

FAQs

Frequently Asked Questions (FAQs)

Waitlist Information

- Step by Step Instructions for Waitlist (pdf)
- Student FAQs (pdf)
- How to access Zonemail without logging into The Zone (pdf)


****All waitlist notifications will be sent via ZONEMAIL.****

Log into The ZONE now to access Zonemail. Click here for simple instructions.


Zonemail Alternate Link

Payments


Fees may be paid online by credit card on CLASS-Web. Please click here to view the new and improved Credit Card Payment Process.



Payment Plans are now available through Nelnet Business Solutions (formerly FACTS). Contact Admissions and Records for more information.



Voter Registration


 Make Your Voice Heard - Register to Vote!

In the User ID field enter your W# (student identification number)

In the Password field enter your password. If this is your first time logging into CLASS-Web, your password is your date of birth in six digit format MMDDYY.

[HELP](#) [EXIT](#)

CLASS-Web Login

 Please enter your 9-digit User Identification Number ("W" ID or your SSN) and your 6-digit **NUMBER** Personal Identification Number (PIN). When finished, click Login. If you have any questions regarding what to enter, please read [What is my User ID/PIN?](#)

If you have forgotten your PIN, enter your User ID first, then click Forgot PIN?

You have five attempts to correctly enter your User ID and PIN before your online account becomes disabled.

When you have finished using CLASS-Web, please Exit and close your browser to protect your privacy.


Fall 2019 Payment Deadline

- Payment due 6/12 if registered between 4/16-5/31
- Payment due 7/24 if registered between 6/1-7/11

Important: Students *MAY* be dropped from their classes if payment is not received by this deadline date.

User ID: e.g. W87654321

PIN: e.g. 123456



Login

[Forgot PIN?](#)

RELEASE: 8.8.3

© 2019 Ellucian Company L.P. and its affiliates.

This software contains confidential and proprietary information of Ellucian or its subsidiaries.

Use of this software is limited to Ellucian licensees, and is subject to the terms and conditions of one or more written license agreements between Ellucian and such licensees.

Select the Student Services tab


[Personal Information](#) [Student Services](#) [Financial Aid](#) [Employee Information](#) [Faculty and Staff Menu](#)

Search

[SITE MAP](#) [HELP](#) [EXIT](#)

Main Menu

Welcome, DONNA to the CLASS-Web Information System
Last web access on 11/13/2019 at 09:39 am

 When you have completed your session, choose the *EXIT* option at the top of the page.


Please make a selection from the menu options below.


If your priority number has not yet been assigned, you may still be eligible to register if no holds exist on your record.


Spring 2019 Payment Deadline


- Payment due 12/12 if registered between 11/13-12/4


Important: Students *MAY* be dropped from their classes if payment is not received by this deadline date.


 [What is my W ID?](#)

 [What is my email address?](#)
Can't remember your Zonemail email address? Look here!

 [Check Your Priority Registration Status](#)
Are you ready for registration? Check here for your current priority date, holds, SSSP services completed (Orientation, Assessment, Student Education Plan)

 [Student Services](#)
Register for classes; Add/Drop classes; Withdraw from classes; Pay your fees; View your assessment scores; View your grades or transcript

 [Financial Aid](#)
Apply for Financial Aid; Review the status of your financial aid applications; Check status of document requirements.

 [Student Elections / Student and Staff Surveys](#)
Vote in your College Election!! Check here for college surveys!

 [Menu for Faculty, Staff & Advisors](#)

Select “Las Positas ESL Guided Self-Placement”

Las Positas College x Student Services x +

bw11.clpccd.cc.ca.us/pls/OWA_PROD/twbkwbis.P_GenMenu?name=bmenu.P_StuMainMnu

[Student Waitlist FAQs](#) (opens in new window)
[Student Waitlist Step By Step](#) (opens in new window)
All waitlist notifications will be sent via [Zonemail](#).

Please select one of the menu items below to begin.

Registration
Add or drop classes; Withdraw from classes; Change your grading option; Display your class schedule.

Student Records
View your holds; Display your grades and unofficial transcripts; Review charges and payments; Review your 1098-T Information.

Financial Aid
Apply for Financial Aid; Review the status of your financial aid applications; Check status of document requirements.

Check Your Priority Registration Status
Are you ready for registration? Check here for your current priority date, holds, SSSP services completed (Orientation, Assessment, Student Education Plan)

Pay My Fees Online
Pay your fees using Visa, MasterCard, American Express or Discover. Before entering your credit card information, please make sure you are using a secure browser session (via SSL).

View Holds

Elections / Student and Staff Surveys
Vote in your College Election!! Check here for college surveys!

Order or Activate a Parking Permit
Order or activate a semester parking permit. Request it online, pay your fees, and receive it in the mail.

Chabot Nursing Application Menu

Dental Hygiene Application Menu

Chabot LVN-RN Program Application Menu

Student Athletic Eligibility Form

Student Agreement Form

Chabot English Informed Course Selection
Would you like to take a transfer-level English class at Chabot College? Complete the English Informed Course Selection [Learn more](#) (opens in new window)

Chabot Math Guided Self-Placement
Would you like to take a transfer-level Math class at Chabot College? Complete the Math Guided Self-Placement [Learn more](#) (opens in new window)

Las Positas English Guided Self-Placement
Would you like to take a transfer-level English class at Las Positas College? Complete the English Guided Self-Placement [Learn more](#) (opens in new window)

Las Positas Math Guided Self-Placement
Would you like to take a transfer-level Math class at Las Positas College? Complete the Math Guided Self-Placement [Learn more](#) (opens in new window)

Las Positas ESL Guided Self-Placement

Las Positas Foreign Language Guided Self-Placement

Notification of Request for Incomplete

DegreeWorks
View your student educational plan and confirm what courses you have completed at Chabot and Las Positas, as well as what courses are still needed to earn your degree/certificate. Explore "what if scenarios" to determine how your Chabot and Las Positas courses meet requirements for programs other than your current declared major.

Online Orientation

Student Activity Fee Opt-Out Form (PDF)

Student Representation Fee Opt-Out Form (PDF)

Student Resources
We all need help sometimes. Our colleges recognize that it can be challenging to find the help you need, especially when you are in need of fresh food, housing, or transportation. For information on resources available through the colleges and the community, please visit the links below:

- [Chabot College Student Resource Guide](#) (opens in new window)
- [Las Positas College Student Resource Guide](#) (opens in new window)

RELEASE: 8.9

Select Campus: “Las Positas College”

Select Form: “Las Positas ESL Guided Self-Placement”

Click “Submit”

The screenshot shows a web browser window with two tabs: "Las Positas College" and "Las Positas ESL Guided Self-Place". The address bar shows the URL "bw11.clpccd.cc.ca.us/pls/OWA_PROD/bzsklesLP_selappl". The page header includes the "CLASS-Web" logo and the text "Chabot-Las Positas Community College District". A navigation menu at the top contains links for "Personal Information", "Student Services", "Financial Aid", "Employee Information", "Faculty and Staff Menu", and "Financial Information". Below the menu is a search bar with a "Go" button and links for "RETURN TO MENU", "SITE MAP", "HELP", and "EXIT". The main content area is titled "Las Positas College ESL Guided Self-Placement". It features two dropdown menus: "Select Campus:" with "Las Positas College" selected, and "Select Form:" with "Las Positas ESL Guided Self-Placement" selected. A "Submit" button is located below these menus. A large blue arrow points to the "Submit" button. At the bottom of the page, the text "RELEASE: 8.12.CL.P.1" and "© 2020 Ellucian Company L.P. and its affiliates." are visible.

Las Positas College ESL Guided Self-Placement

Select Campus: Las Positas College

Select Form: Las Positas ESL Guided Self-Placement

Submit

RELEASE: 8.12.CL.P.1

© 2020 Ellucian Company L.P. and its affiliates.

Click "Continue"

The screenshot shows a web browser window with two tabs: "Las Positas College" and "Las Positas ESL Guided Self-Place". The address bar shows the URL "bw11.clpccd.cc.ca.us/pls/OWA_PROD/bzsklesl_P_Intro". The page header includes the "CLASS-Web" logo and "Chabot-Las Positas Community College District". A navigation menu at the top contains links for "Personal Information", "Student Services", "Financial Aid", "Employee Information", "Faculty and Staff Menu", and "Financial Information". Below the menu is a search bar with a "Go" button and links for "RETURN TO MENU", "SITE MAP", "HELP", and "EXIT". The main heading is "Las Positas College ESL Guided Self-Placement". The content area is titled "ESL Guided Self Placement" and contains the text: "We have six levels of ESL classes at Las Positas College. The Las Positas ESL Guided Self-Placement is a tool to help new students choose the best level to study. The Guided Self-Placement is not designed for currently enrolled students. The Guided Self-Placement can be taken once every twelve months." Below this text is a red "CONTINUE" button. A large blue arrow points from the right side of the page towards the "CONTINUE" button. At the bottom left, it says "RELEASE: 8.12.CL.P.1" and "© 2020 Ellucian Company L.P. and its affiliates."

Las Positas College

Las Positas ESL Guided Self-Place

bw11.clpccd.cc.ca.us/pls/OWA_PROD/bzsklesl_P_Intro

CLASS-Web
Chabot-Las Positas Community College District

Personal Information Student Services Financial Aid Employee Information Faculty and Staff Menu Financial Information

Search Go RETURN TO MENU SITE MAP HELP EXIT

Las Positas College ESL Guided Self-Placement

ESL Guided Self Placement

We have six levels of ESL classes at Las Positas College. The Las Positas ESL Guided Self-Placement is a tool to help new students choose the best level to study. The Guided Self-Placement is not designed for currently enrolled students. The Guided Self-Placement can be taken once every twelve months.

CONTINUE

RELEASE: 8.12.CL.P.1


© 2020 Ellucian Company L.P. and its affiliates.

Click on ESL Levels or Adult School Information for additional detailed information

Click “Continue”

Las Positas College x Las Positas ESL Guided Self-Place x +

bw11.clpccd.cc.ca.us/pls/OWA_PROD/bzsklesLP_ProcessQues

 **CLASS-Web**
Chabot-Las Positas Community College District

Personal Information Student Services Financial Aid Employee Information Faculty and Staff Menu Financial Information

Search

[RETURN TO MENU](#) [SITE MAP](#) [HELP](#) [EXIT](#)

Las Positas College ESL Guided Self-Placement

Instructions

1. In the Guided Self-Placement, you can see sample material from each level.
2. To see material from different levels, click on the levels below. This will open a pdf in a new tab on your browser.
3. Read this material, look at the samples, and try the exercises.
4. Do not translate. Do all of the work in English.
5. At the bottom of each page, choose if that level is too easy, too difficult or just right for you. You can then return to this page to choose another level.
6. You should try more than one level before you decide. There is no time limit for the tool. Please take your time and review the material carefully.
7. When you find the “Just right” level make sure to remember what that level is. Then **(only after you looked at the material on several pages and found the best level for you)** return to this page and click “CONTINUE”.
8. After you click CONTINUE, you will confirm your level choice, and you will then see which classes you can register for.

ESL Level 6
High Advanced

ESL Level 5
Advanced

ESL Level 4
High Intermediate

ESL Level 3
Intermediate

ESL Level 2
High Beginning

ESL Level 1
Beginning

Adult School
Information

RELEASE: 8.12.CLIP

© 2020 Ellucian Company

Select One: “ESL Level 6 High Advanced”
“ESL Level 5 Advanced”
“ESL Level 4 High Intermediate”
“ESL Level 3 Intermediate”
“ESL Level 2 High Beginning”
“ESL Level 1 Beginning”
“Adult School Information”

Click “Continue”

Las Positas College

Las Positas ESL Guided Self-Place

bw11.clpccd.cca.us/pls/OWA_PROD/bzsklesLP_UpdateAnswer

CLASS-Web
Chabot-Las Positas Community College District

Personal Information Student Services Financial Aid Employee Information Faculty and Staff Menu Financial Information

Search Go

RETURN TO MENU SITE MAP HELP EXIT

Las Positas College ESL Guided Self-Placement

* Select the Level that is

CONTINUE

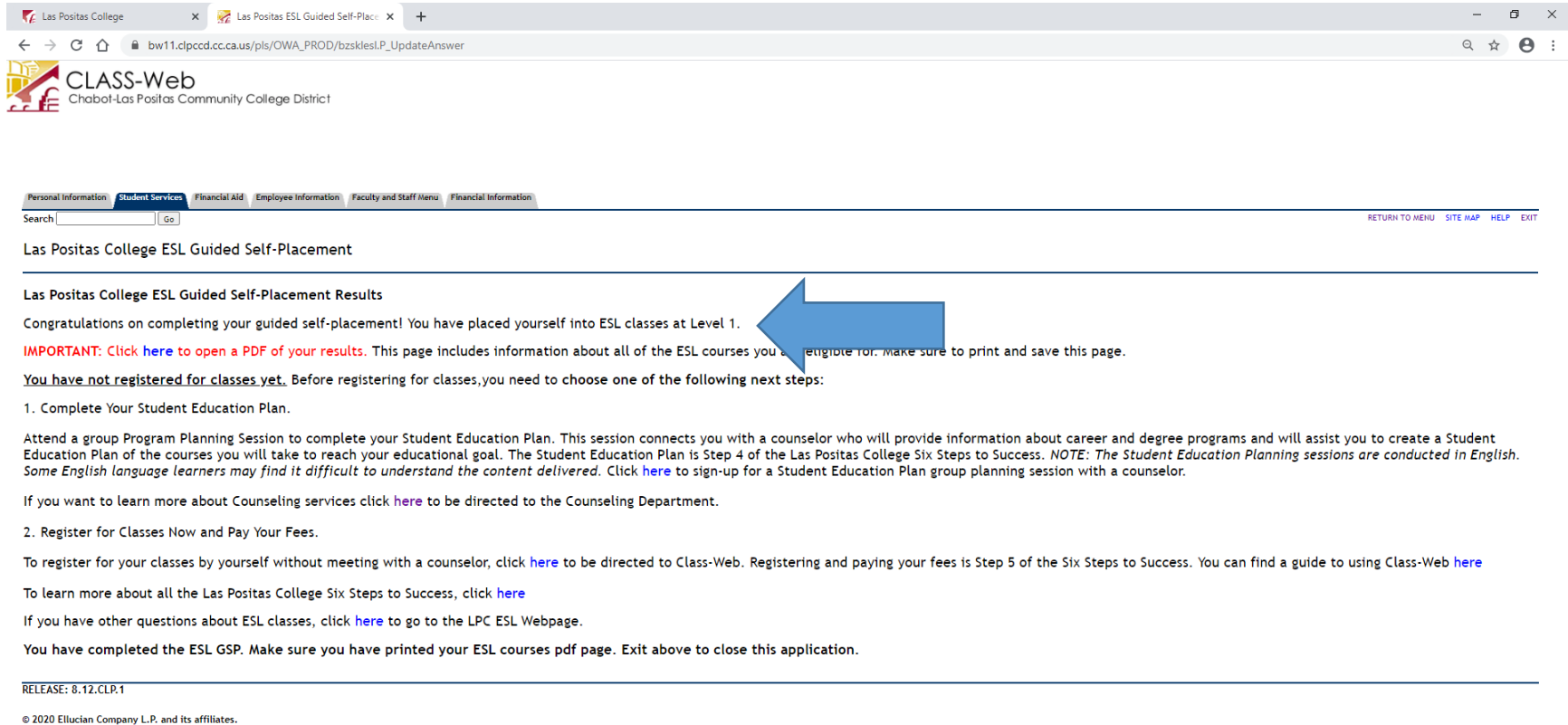
RELEASE: 8.12.CLP.1

© 2020 Ellucian Company L.P. and its affiliates.

Level 6: High Advanced

This is your ESL course placement!

You can now register for your course online via CLASS-Web.



The screenshot shows a web browser window with two tabs: "Las Positas College" and "Las Positas ESL Guided Self-Place". The address bar shows the URL "bw11.clpccd.cc.ca.us/pls/OWA_PROD/bzsklesLP_UpdateAnswer". The page header includes the "CLASS-Web" logo and "Chabot-Las Positas Community College District". A navigation menu at the top contains links for "Personal Information", "Student Services", "Financial Aid", "Employee Information", "Faculty and Staff Menu", and "Financial Information". Below the menu is a search bar with a "Go" button. The main content area is titled "Las Positas College ESL Guided Self-Placement". Under the subheading "Las Positas College ESL Guided Self-Placement Results", the text reads: "Congratulations on completing your guided self-placement! You have placed yourself into ESL classes at Level 1." A large blue arrow points to the word "Level" in this sentence. Below this, an "IMPORTANT" notice states: "Click here to open a PDF of your results. This page includes information about all of the ESL courses you are eligible for. Make sure to print and save this page." A warning follows: "You have not registered for classes yet. Before registering for classes, you need to choose one of the following next steps:". The first step is "1. Complete Your Student Education Plan.", which includes a paragraph about attending a group Program Planning Session and a link "here" to sign up. The second step is "2. Register for Classes Now and Pay Your Fees.", which includes a link "here" to register on Class-Web and a link "here" to find a guide. The page concludes with the statement: "You have completed the ESL GSP. Make sure you have printed your ESL courses pdf page. Exit above to close this application." At the bottom, the text "RELEASE: 8.12.CLP.1" and "© 2020 Ellucian Company L.P. and its affiliates." are visible.

Las Positas College ESL Guided Self-Placement Results

Congratulations on completing your guided self-placement! You have placed yourself into ESL classes at Level 1.

IMPORTANT: Click [here](#) to open a PDF of your results. This page includes information about all of the ESL courses you are eligible for. Make sure to print and save this page.

You have not registered for classes yet. Before registering for classes, you need to choose one of the following next steps:

1. Complete Your Student Education Plan.

Attend a group Program Planning Session to complete your Student Education Plan. This session connects you with a counselor who will provide information about career and degree programs and will assist you to create a Student Education Plan of the courses you will take to reach your educational goal. The Student Education Plan is Step 4 of the Las Positas College Six Steps to Success. *NOTE: The Student Education Planning sessions are conducted in English. Some English language learners may find it difficult to understand the content delivered.* Click [here](#) to sign-up for a Student Education Plan group planning session with a counselor.

If you want to learn more about Counseling services click [here](#) to be directed to the Counseling Department.

2. Register for Classes Now and Pay Your Fees.

To register for your classes by yourself without meeting with a counselor, click [here](#) to be directed to Class-Web. Registering and paying your fees is Step 5 of the Six Steps to Success. You can find a guide to using Class-Web [here](#)

To learn more about all the Las Positas College Six Steps to Success, click [here](#)

If you have other questions about ESL classes, click [here](#) to go to the LPC ESL Webpage.

You have completed the ESL GSP. Make sure you have printed your ESL courses pdf page. Exit above to close this application.

RELEASE: 8.12.CLP.1

© 2020 Ellucian Company L.P. and its affiliates.